VOLA 500, 590, 500T1
VOLA 2500
VOLA SC1, SC3, SC5, SC7, SC9, SC10, SC12

Fitting instruction
Montageanleitung
Monteringsvejledning
Monteringsvägledning
Montage hanleiding
Manuel de montage

590:

GODKENDT
TIL DRIKKEVAND

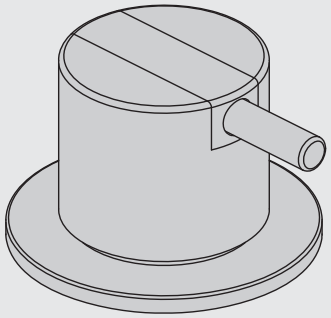

www.vola.com

vola

500 - 2500_V8_40999844

5 703182 096742

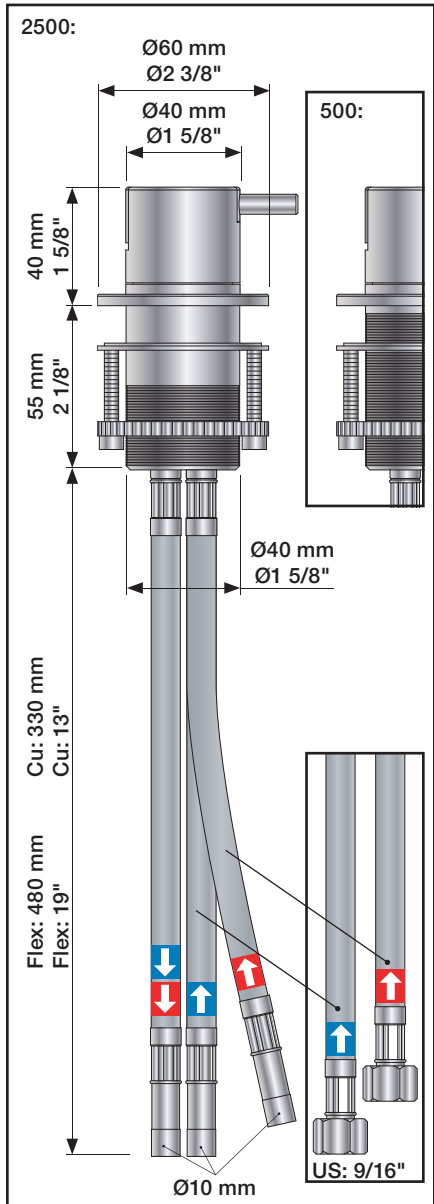

Data, 3 Bar:

	l/min.	Gal/min.
500:	14,5	3.8
590:	9,0	2.4
500-T1:	11,0	2.9
2500:	18,7	4.9
SC1:	18,7	4.9
SC5, 7:	18,0	4.8
SC9:	11,0	2.9

Max. 65°C, 150°F

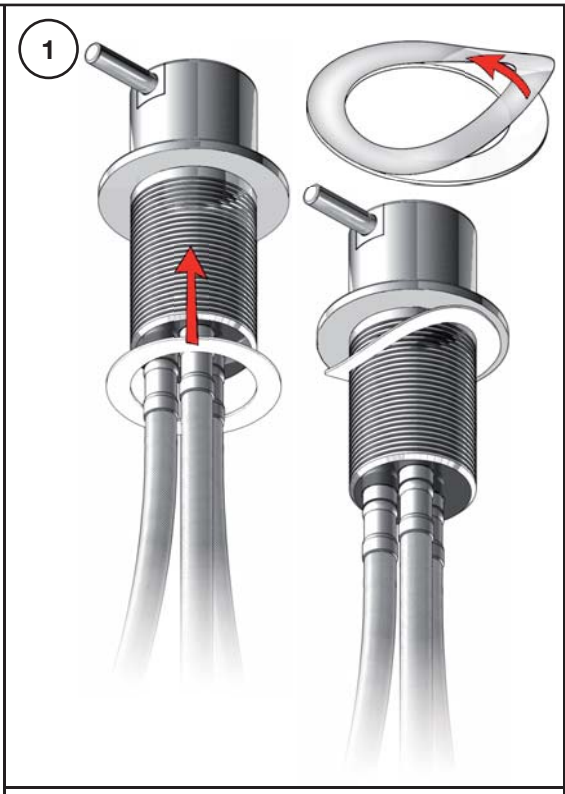

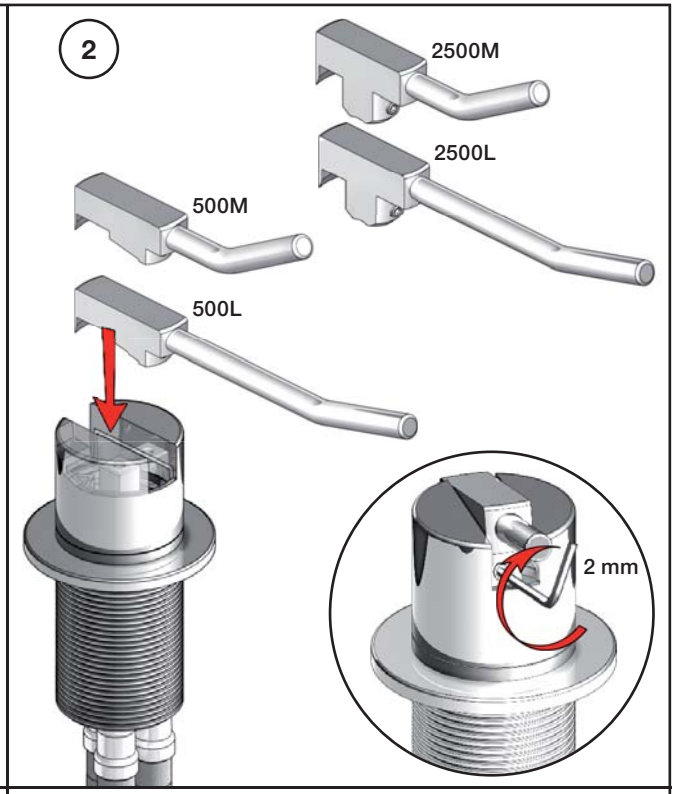

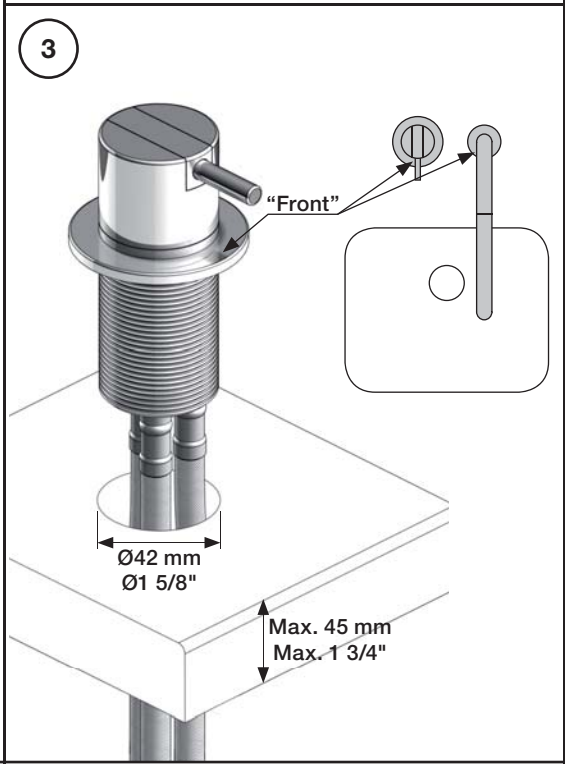

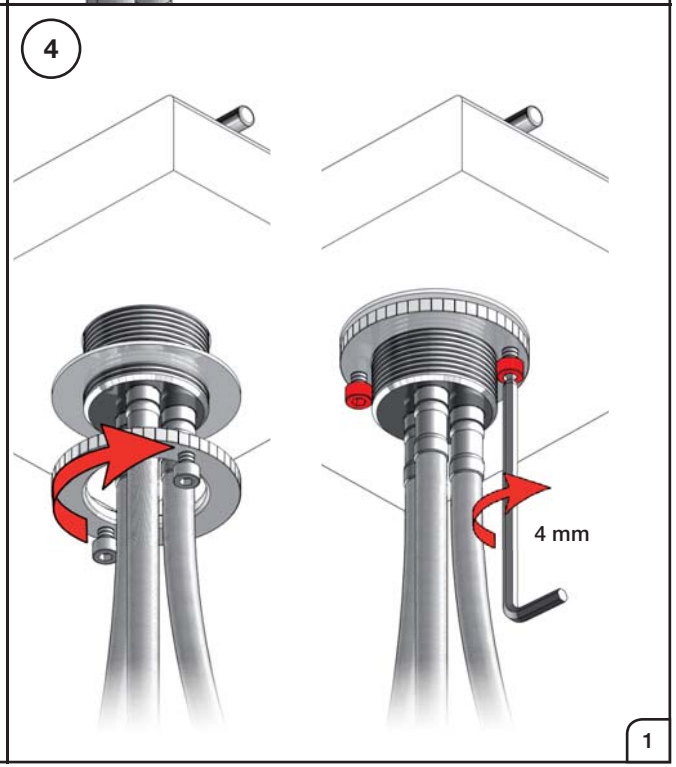



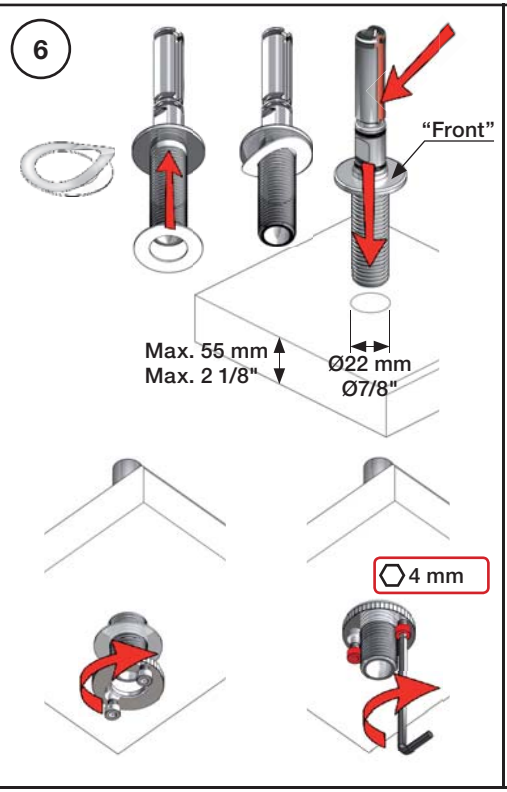

6A

mm:	H	D	h
090	210	200	145
090A	110	85	40
090B	185	100	114
090C	185	100	114
090D	220	200	130
090E	170	200	65
090G	185	140	105
090H	265	230	155
090I	325	230	216
090V	355	145	270

Inches:	H	D	h
090	8 1/2"	8"	5 3/4"
090A	4 1/4"	3 1/2"	1 1/2"
090B	7"	4"	4 1/2"
090C	7"	4"	4 1/2"
090D	8 3/4"	8"	5"
090E	6 3/4"	8"	2 1/2"
090G	7"	5 1/2"	4"
090H	10 1/2"	9"	6"
090I	12 3/4"	9"	8 1/2"
090V	14"	5 3/4"	10 1/2"

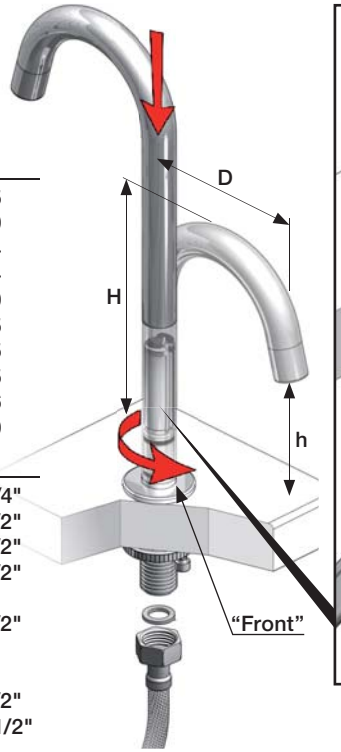

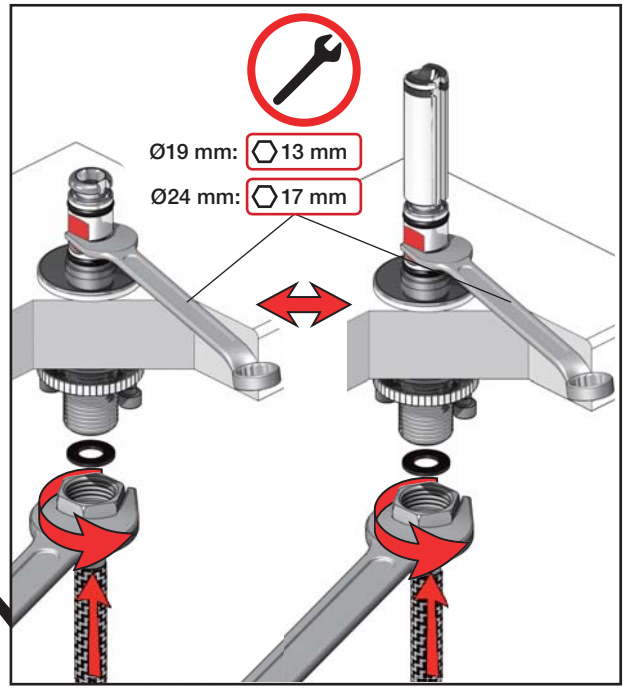

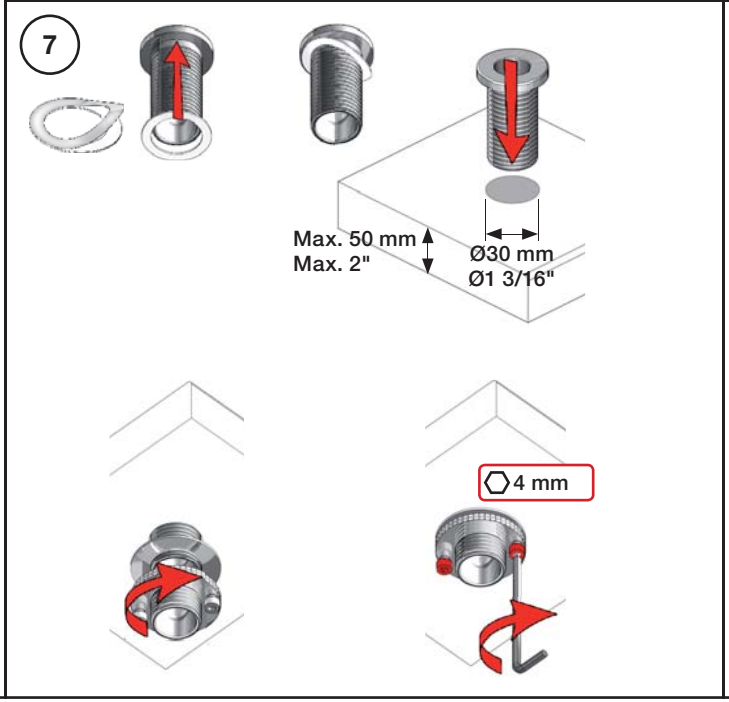

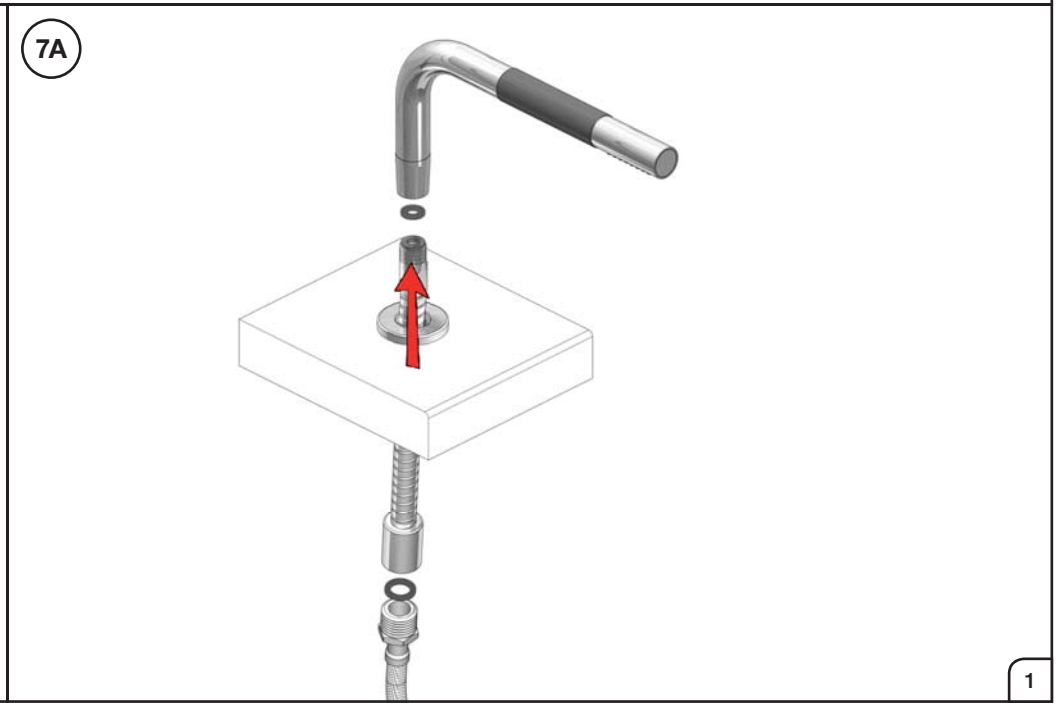

VOLA A/S • Lunavej 2 • DK-8700 Horsens • Tel. +45 7023 5500 • Fax +45 7023 5511 • sales@vola.dk • www.vola.com

VOLA 010, 020, 030, 040, 040B
VOLA 010C, 020C, 040D

Fitting instruction
Montageanleitung
Monteringsvejledning
Monteringsvägledning
Montage hanleiding
Manuel de montage

GODKENDT TIL DRIKKEVAND

010, 020 010C, 020C

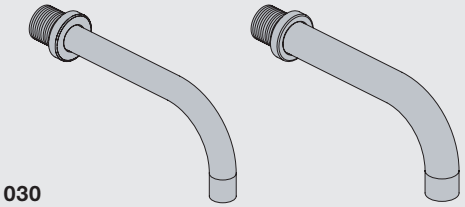

030

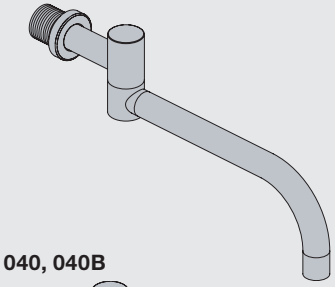

040, 040B

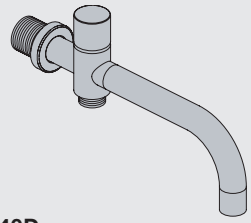

040D

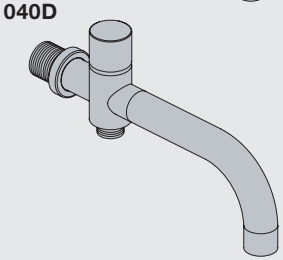

www.vola.com

mnt_010_V1_40998982

5 703182 430751

Standard Flow data:		Max.
010/020	(l/min) (Gal/min)	5.0 1.3
010C/020C	(l/min) (Gal/min)	30 7.9
030	(l/min) (Gal/min)	9.0 2.0
040/040B	(l/min) (Gal/min)	25 6.6
040D	(l/min) (Gal/min)	30 7.9
	Max. 65°C. Max. 150°F	

VR161:
VR161K: 7 l/min - 1.8 Gal/min
VR161D: 9 l/min - 2.5 Gal/min
VR161F: 14 l/min - 3.7 Gal/min

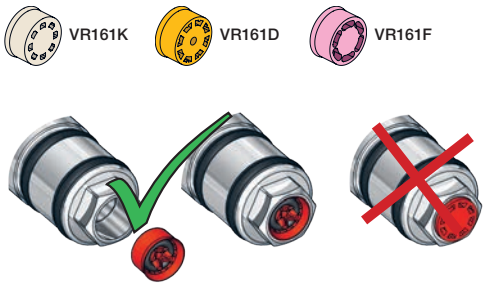

For more water saving possibilities please see:
Weitere Wassersparmöglichkeiten finden Sie auf:
For flere vandbesparende muligheder se venligst:
För mer vattenbesparande möjligheter hänvisas till:
Voor meer waterbesparende mogelijkheden zie:
Pour plus d'informations sur les options : économie d'eau, voir le site:

www.vola.com

010, 020

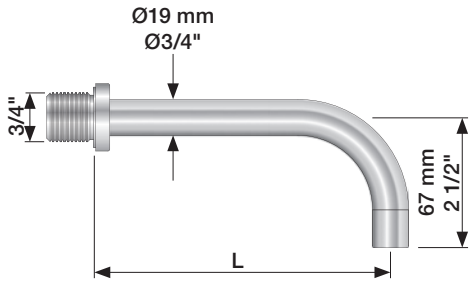

010C, 020C

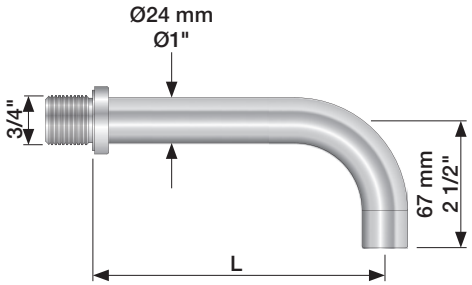

	L (mm)	L (Inch)
010(C)/100	100	4"
010(C)/130	130	5"
010(C)/160	160	6"
020(C)/200	200	7 3/4"
020(C)/225	225	8 3/4"
020(C)/260	260	10 1/4"
020(C)/300	300	11 3/4"

030

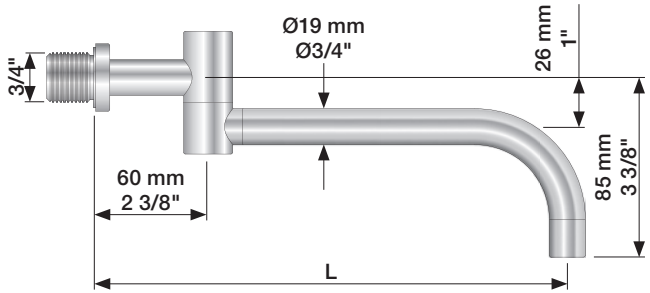

	L (mm)	L (Inch)
030/200	200	7 3/4"
030/250	250	9 3/4"
030/300	300	11 3/4"
030/350	350	13 3/4"

040, 040B

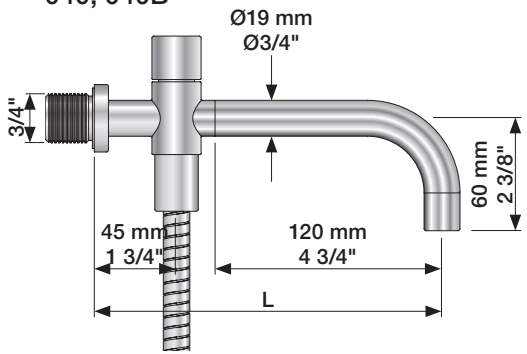

040D

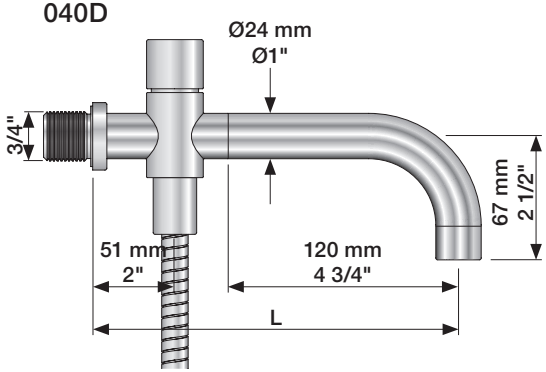

	L (mm)	L (Inch)
040	185	7 3/4"
040B	235	9 3/4"
040D	200	7 3/4"
040D/250	250	9 3/4"
040D/300	300	11 3/4"

1

010, 020, 030, 040, 040B

VR2019

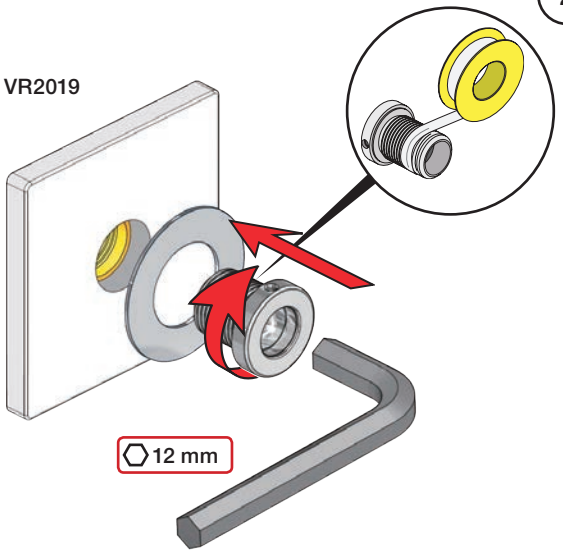

2

3

010C, 020C, 040D

VR2119

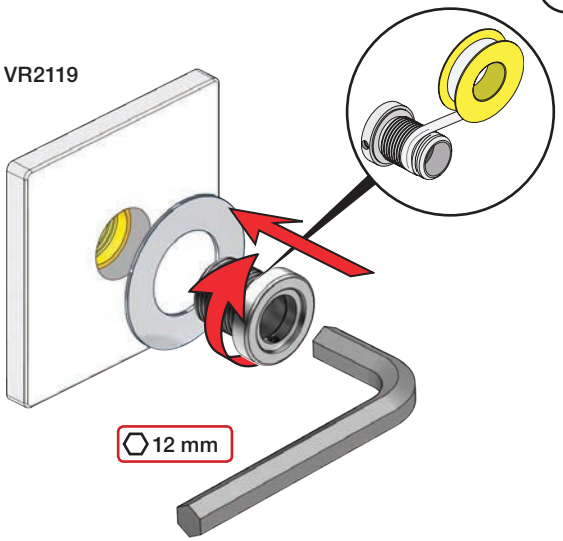

4

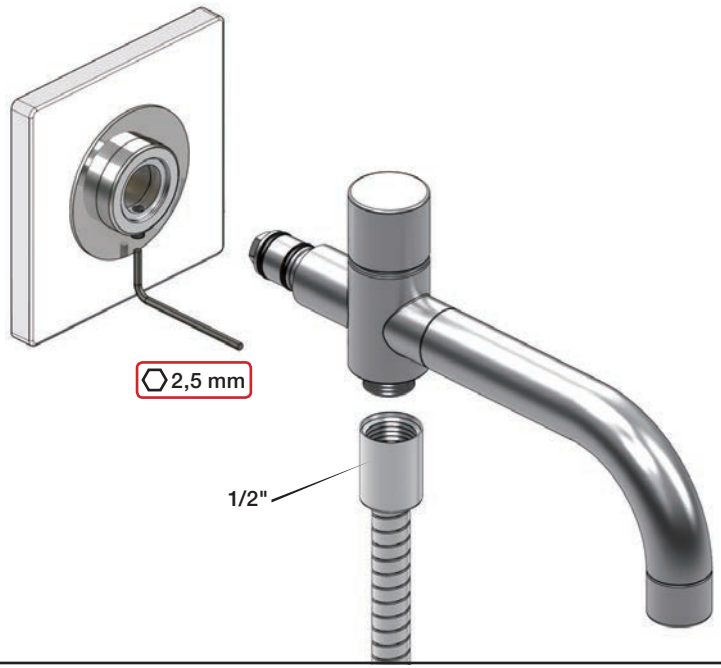

Extension
Verlängerung

Forlængerdele
Förlängning

Verlengstukken
Modification

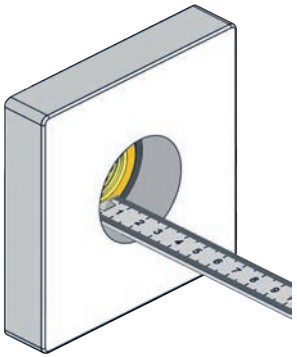

		VR2019:	VR2119:
Tiles: Fliesen: Fliser: Fliser: Tegels: Carreaux:	3 - 15 mm	Standard	Standard
	15 - 25 mm	VR2019+10	VR2119+10
	25 - 35 mm	VR2019+20	VR2119+20
	35 - 45 mm	VR2019+30	VR2119+30
	45 - 55 mm	VR2019+40	VR2119+40
	55 - 65 mm	VR2019+50	VR2119+50

VR2019+/VR2119+

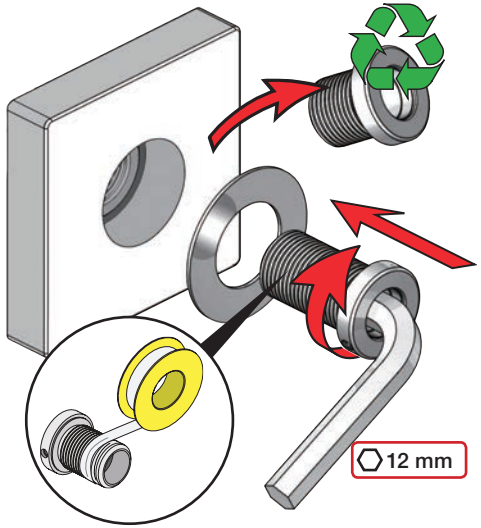

VOLA 200M

Fitting instruction | Monteringsvägledning
Montageanleitung | Montage hanleiding
Monteringsvejledning | Manuel de montage

GODKENDT TIL DRIKKEVAND

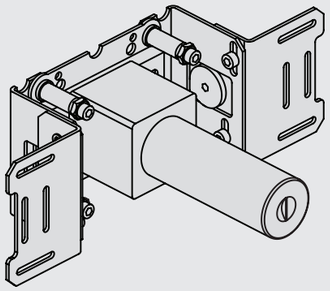

www.vola.com

vola

200M_V1_40998506

5 705230 288055

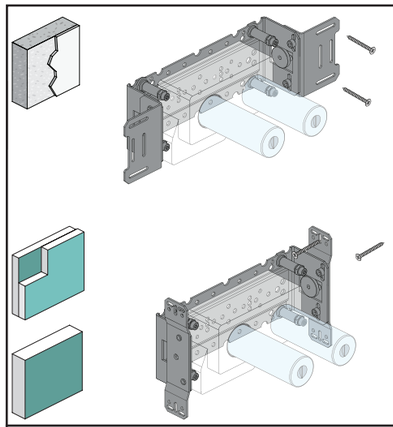

VR968: To be ordered separately.
Werden separat bestellt.
Bestilles separat.
Beställs separat.
Apart te bestellen.
À commander séparément.

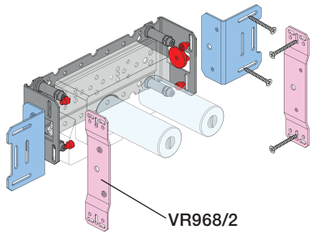

Max.: 10 Bar/145 psi

Max. 65°C, 150°F

Check the local legislation.
Bitte die örtlichen Vorschriften überprüfen.
Tjek de lokale regler.
Kontrollera lokala föreskrifter
Nazitten lokale regelgeving.
Vérifiez la législation locale.



200M & VR968:

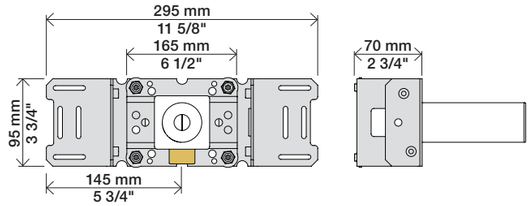

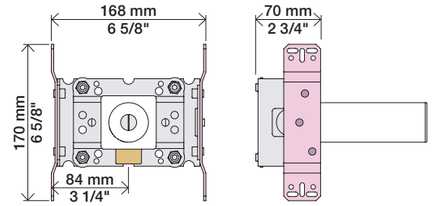

Extension | Forlængerdele | Verlengstukken
Verlängerung | Förlängning | Modification

VR2019: 010, 020, 030, 040/B, 050K, 070/R/S/W, 080/K/D/DK
VR2020: 080W
VR2119: 010C, 020C, 040D
VR2219: 050, 050A, 060A
VR648: 060, 080ST

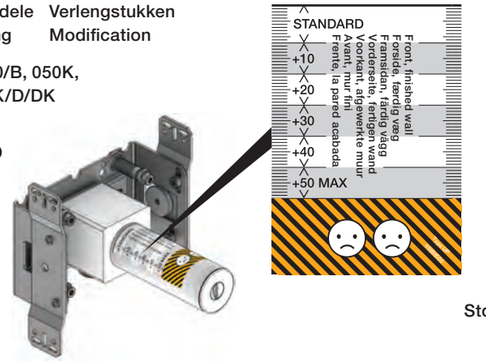

VR2019, VR2119
VR2020, VR2219

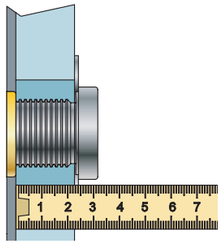

VR648

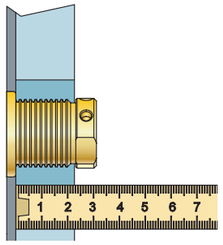

VR2019:
VR2020:
VR2119:
VR2219:

VR648:

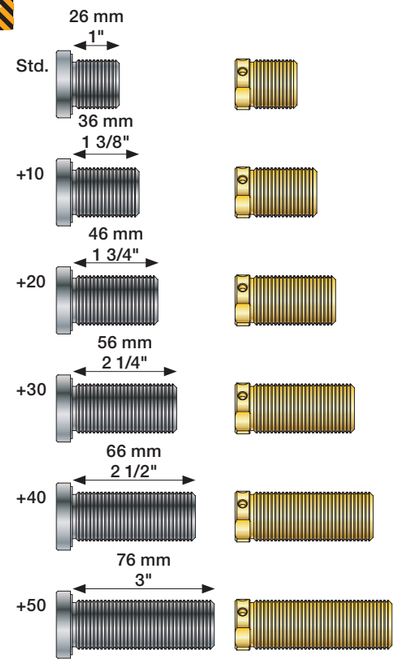

VR2019, VR2020, VR2119, VR2219		
Tiles: Fliesen: Fliser: Tegels: Carreaux:	3 - 15 mm	Std.
	15 - 25 mm	+10
	25 - 35 mm	+20
	35 - 45 mm	+30
	45 - 55 mm	+40
	55 - 65 mm	+50

VR648:		
Tiles: Fliesen: Fliser: Fliser: Tegels: Carreaux:	3 - 19 mm	Std.
	17 - 28 mm	+10
	27 - 38 mm	+20
	37 - 48 mm	+30
	47 - 58 mm	+40
	57 - 68 mm	+50

Installation example | Installationseksempel | Installatie voorbeeld
Installationsbeispiel | Installationsexemplar | l'installation des exemple

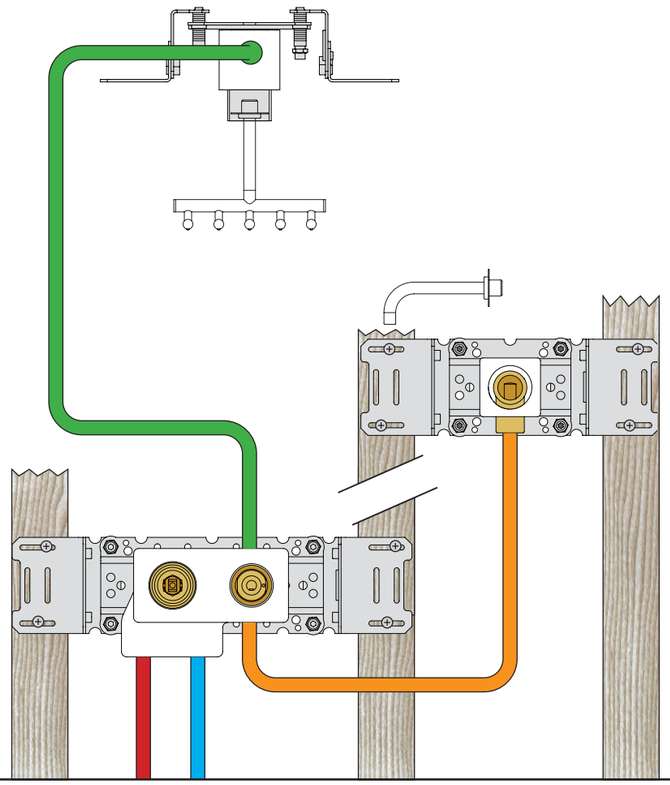

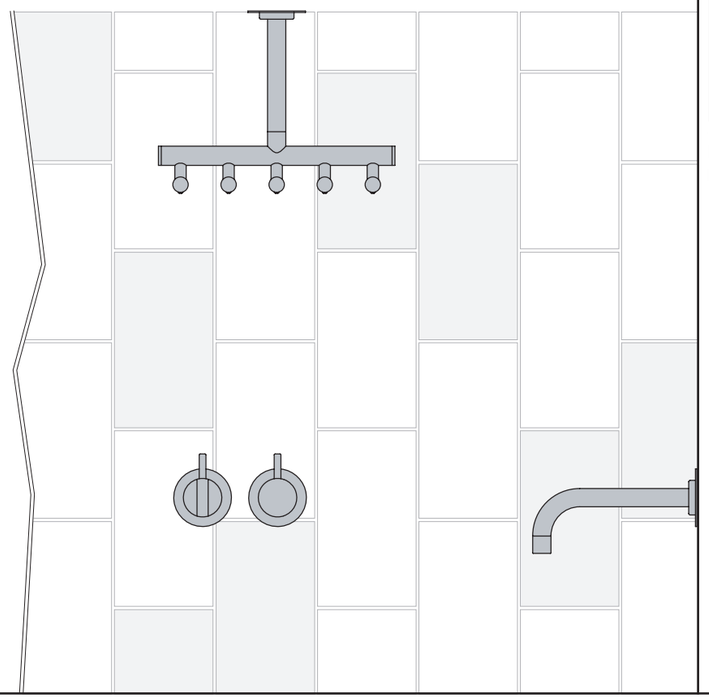

Fitting of extension | Montering af forlængerdele | Montage van de verlengstukken
Montage von verlängerung | Montering av förlängning | Montage des rallonges

VR2019+, VR2119+
VR2020+, VR2219+

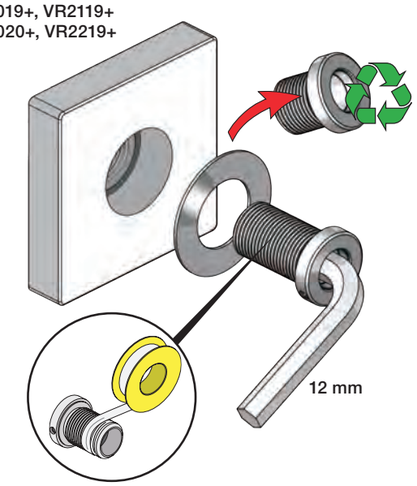

VR648+

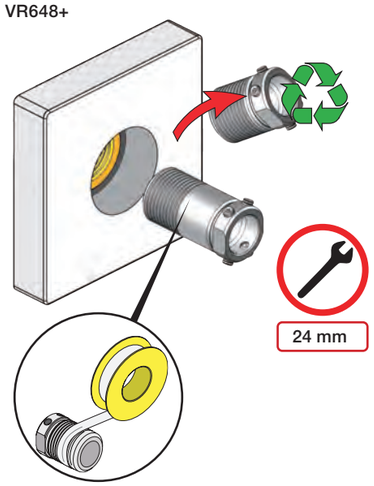

VOLA A/S • Lunavej 2 • DK-8700 Horsens • Tel. +45 7023 5500 • Fax +45 7023 5511 • sales@vola.dk • www.vola.com

vola

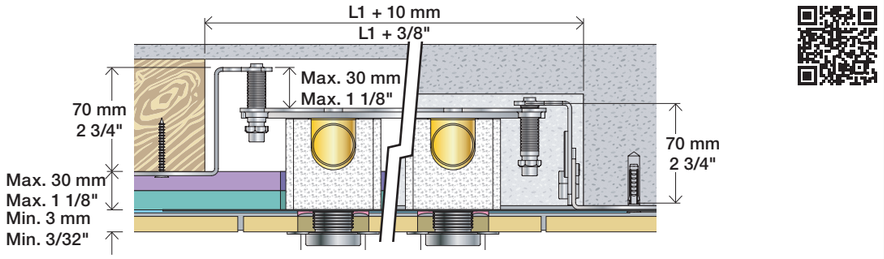
L1 + 10 mm
L1 + 3/8"
Max. 30 mm
Max. 1 1/8"
70 mm
2 3/4"
70 mm
2 3/4"
Max. 30 mm
Max. 1 1/8"
Min. 3 mm
Min. 3/32"

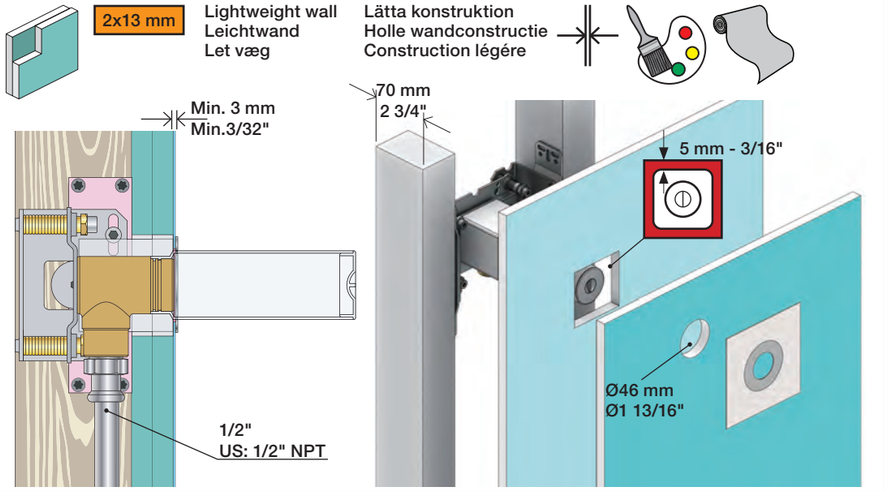
2x13 mm
Lightweight wall
Leichtwand
Let væg
Lätta konstruktion
Holle wandconstructie
Construction légère
Min. 3 mm
Min.3/32"
70 mm
2 3/4"
5 mm - 3/16"
Ø46 mm
Ø1 13/16"
1/2"
US: 1/2" NPT

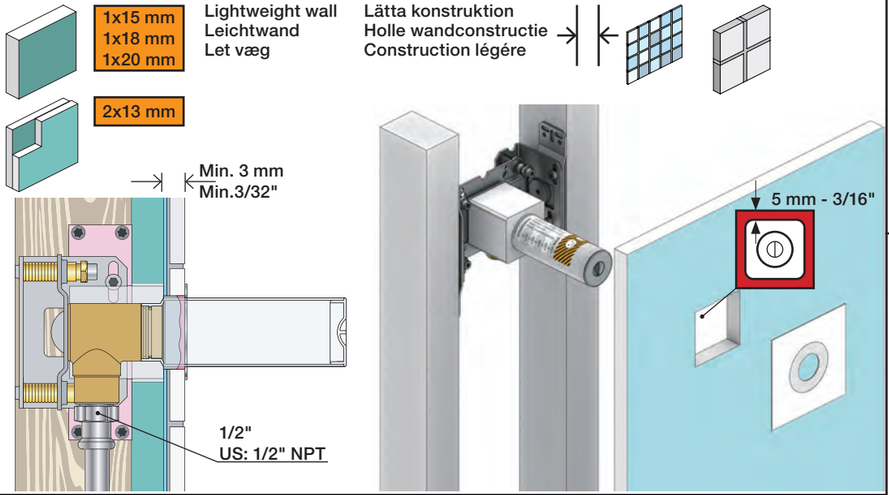
1x15 mm
1x18 mm
1x20 mm
Lightweight wall
Leichtwand
Let væg
Lätta konstruktion
Holle wandconstructie
Construction légère
2x13 mm
Min. 3 mm
Min.3/32"
5 mm - 3/16"
1/2"
US: 1/2" NPT

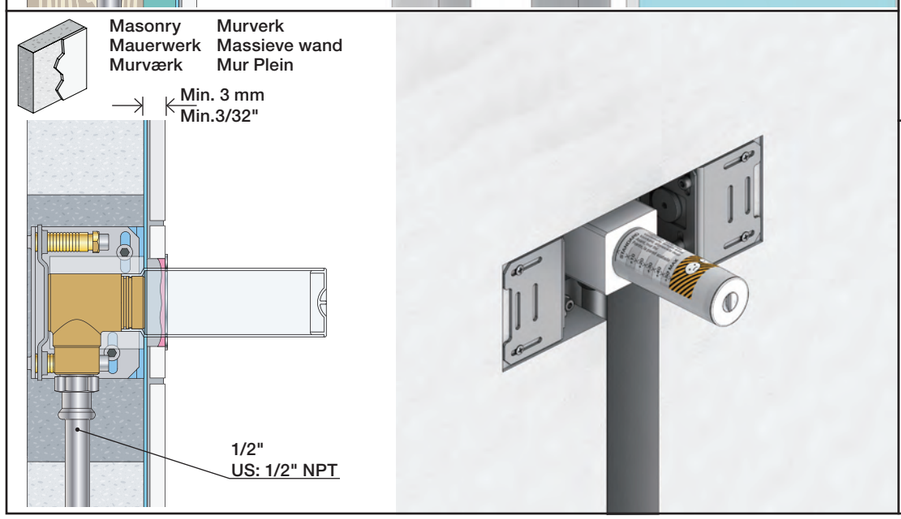
Masonry
Mauerwerk
Murværk
Murverk
Massieve wand
Mur Plein
Min. 3 mm
Min.3/32"
1/2"
US: 1/2" NPT

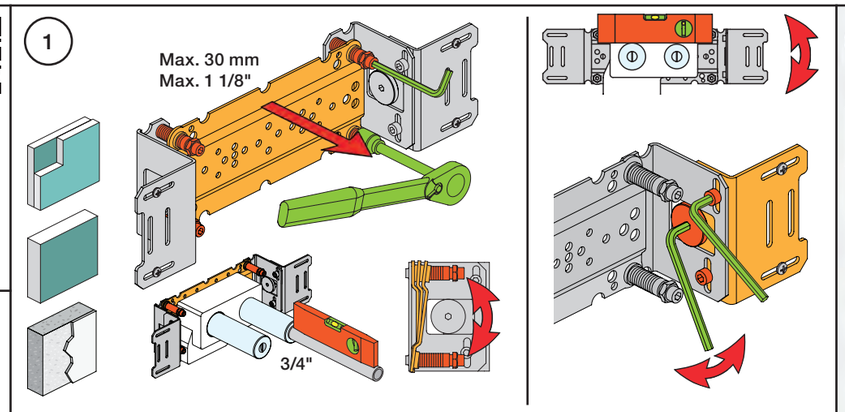
1
Max. 30 mm
Max. 1 1/8"
3/4"

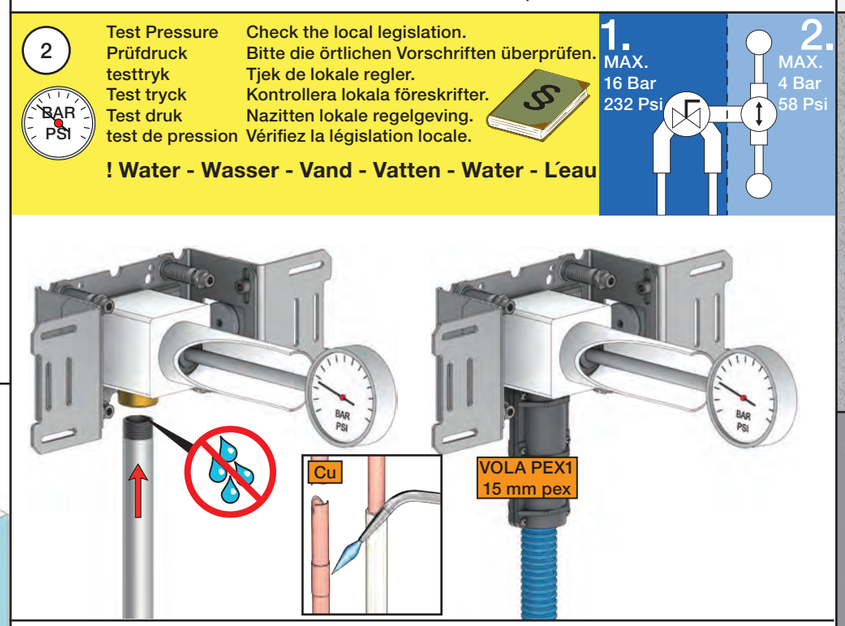
2
Test Pressure
Prüfdruck
testtryk
Test tryck
Test druk
test de pression
Check the local legislation.
Bitte die örtlichen Vorschriften überprüfen.
Tjek de lokale regler.
Kontrollera lokala föreskrifter.
Nazitten lokale regelgeving.
Vérifiez la législation locale.
! Water - Wasser - Vand - Vatten - Water - L´eau
BAR
PSI
1.
MAX.
16 Bar
232 Psi
2.
MAX.
4 Bar
58 Psi
Cu
VOLA PEX1
15 mm pex


3
Flush installation
Installation Spülen
Skyl installation
Skölj installation
Kraan doorspoelen
Rincer l'installation
VR969
3/4"

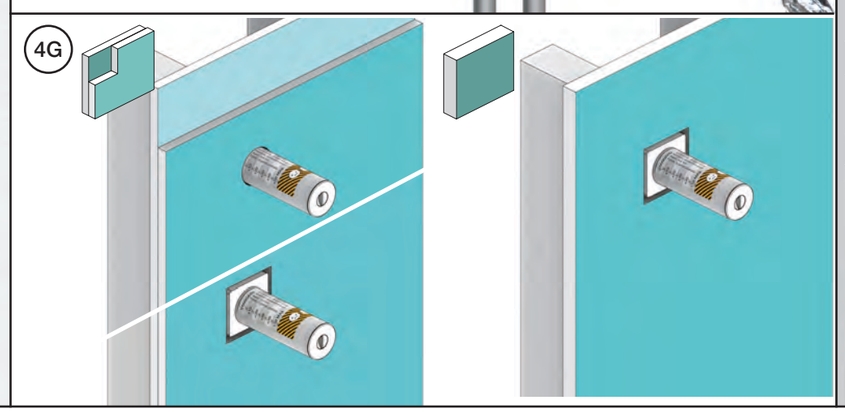
4G

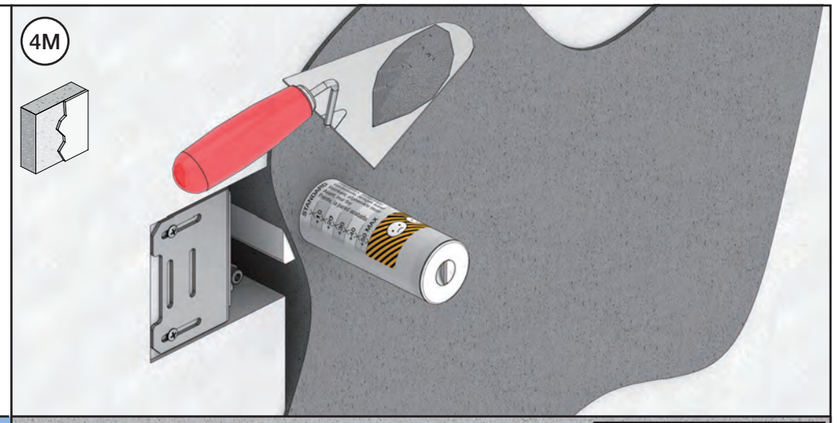
4M

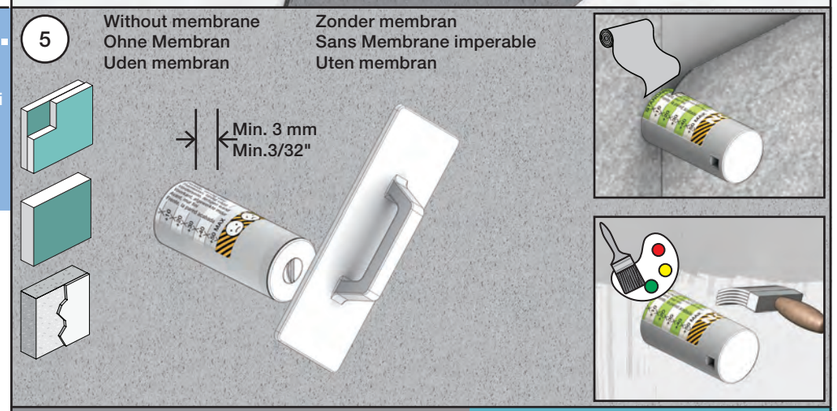
5
Without membrane
Ohne Membran
Uden membran
Zonder membran
Sans Membrane imperable
Uten membran
Min. 3 mm
Min.3/32"

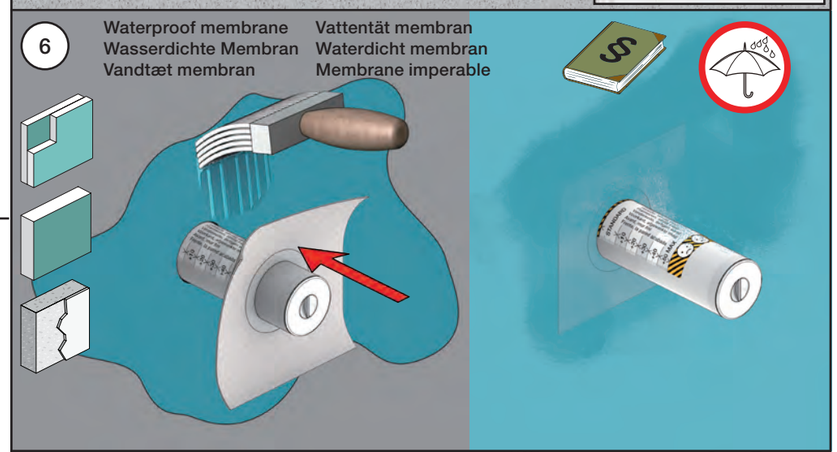
6
Waterproof membrane
Wasserdichte Membran
Vandtæt membran
Vattentät membran
Waterdicht membran
Membrane imperable

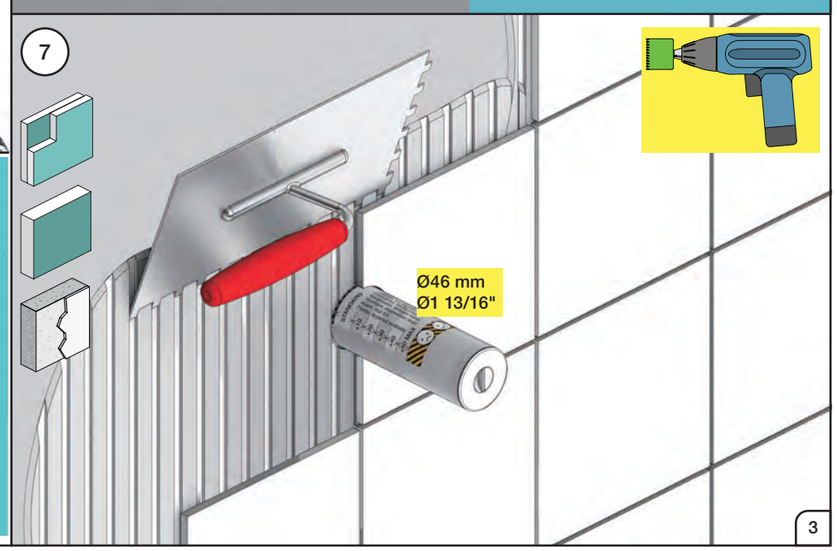
7
Ø46 mm
Ø1 13/16"

VOLA 010, 020, 030, 040
VOLA 010C, 020C, 040D

Fitting instruction
Montageanleitung
Monteringsvejledning
Monteringsvägledning
Montage hanleiding
Manuel de montage

GODKENDT TIL DRIKKEVAND

04/00026
04/00101
04/00175
04/00298

010, 020

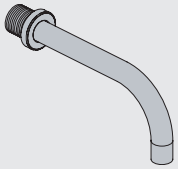

010C, 020C

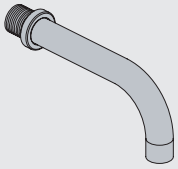

030

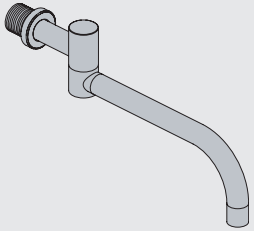

040

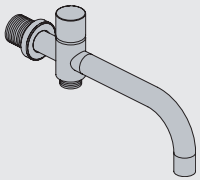

040D

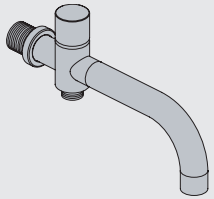

www.vola.com

vola

mnt_010_V1_40998360
02-10-2023

5 705230 341750

Standard Flow data:		Max.
010/020	(l/min) (Gal/min)	5.0 1.3
010C/020C	(l/min) (Gal/min)	30 7.9
030	(l/min) (Gal/min)	9.0 2.0
040	(l/min) (Gal/min)	25 6.6
040D	(l/min) (Gal/min)	30 7.9
	Max. 65°C. Max. 150°F	

VR161:
VR161K: 7 l/min - 1.8 Gal/min
VR161D: 9 l/min - 2.5 Gal/min
VR161F: 14 l/min - 3.7 Gal/min

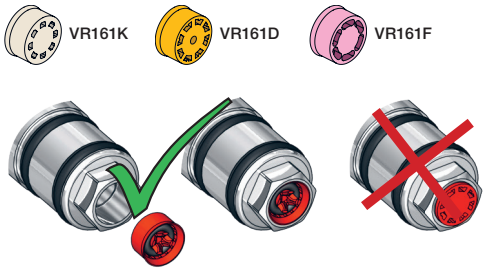

For more water saving possibilities please see:
Weitere Wassersparmöglichkeiten finden Sie auf:
For flere vandbesparende muligheder se venligst:
För mer vattenbesparande möjligheter hänvisas till:
Voor meer waterbesparende mogelijkheden zie:
Pour plus d'informations sur les options : économie d'eau, voir le site:

www.vola.com

010, 020

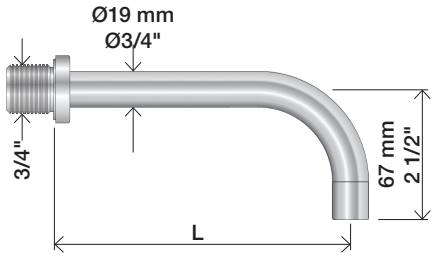

010C, 020C

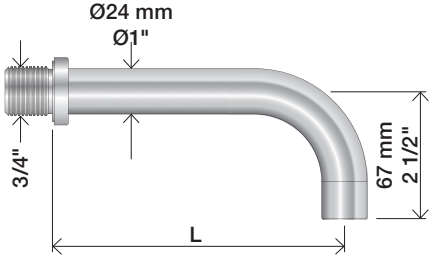

	L (mm)	L (Inch)
010(C)/100	100	4"
010(C)/130	130	5"
010(C)/160	160	6"
020(C)/200	200	7 3/4"
020(C)/225	225	8 3/4"
020(C)/260	260	10 1/4"
020(C)/300	300	11 3/4"

030

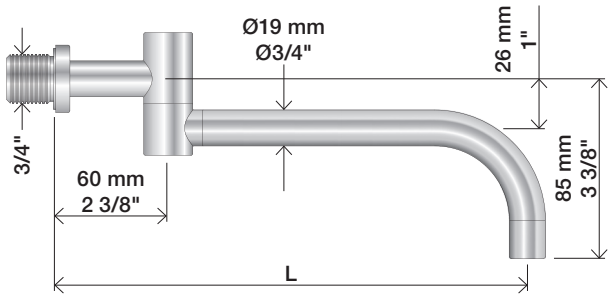

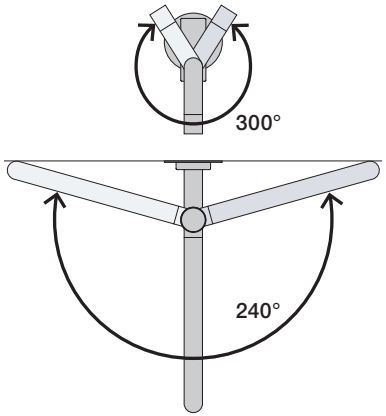

	L (mm)	L (Inch)
030/200	200	7 3/4"
030/250	250	9 3/4"
030/300	300	11 3/4"
030/350	350	13 3/4"

040

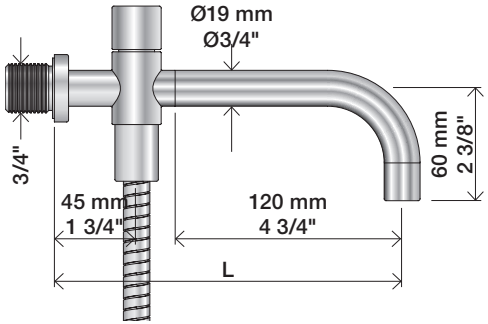

040D

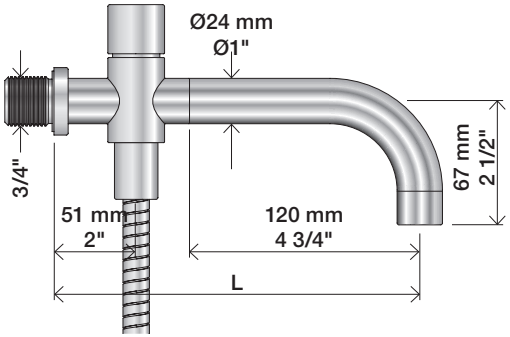

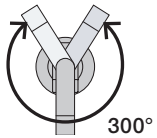

	L (mm)	L (Inch)
040	185	7 3/4"
040D	200	7 3/4"
040D/250	250	9 3/4"
040D/300	300	11 3/4"

1

010, 010C, 020, 020C, 030, 040, 040D

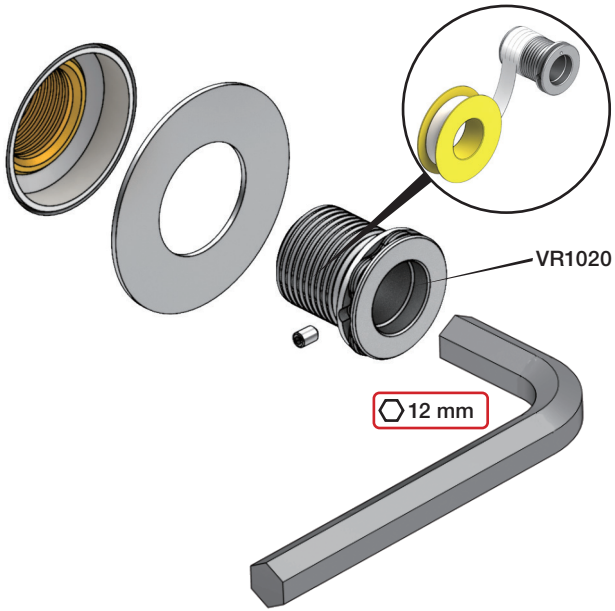

2

3

Ø19: 010, 020, 030, 040

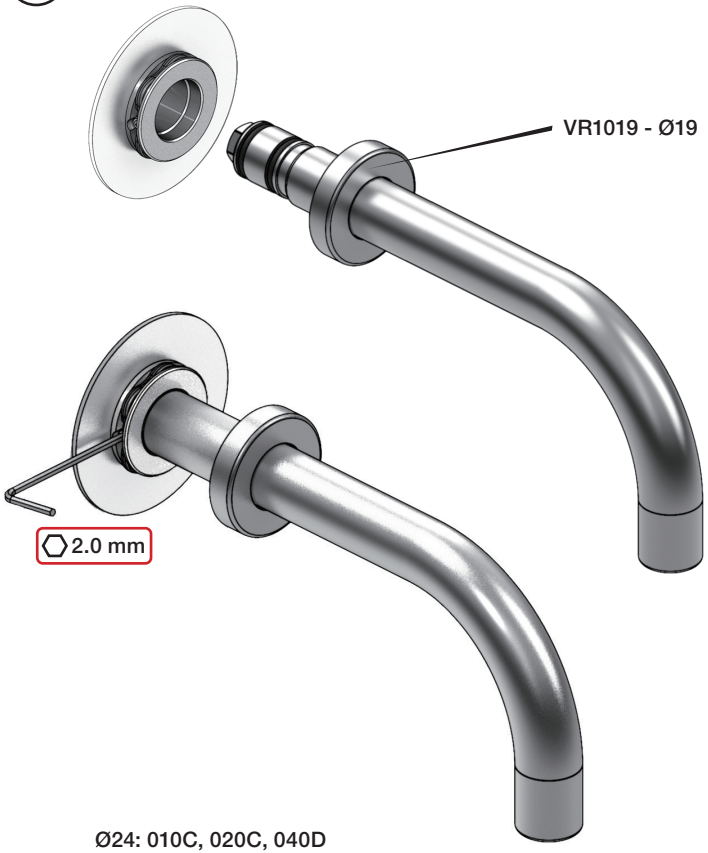

Ø24: 010C, 020C, 040D

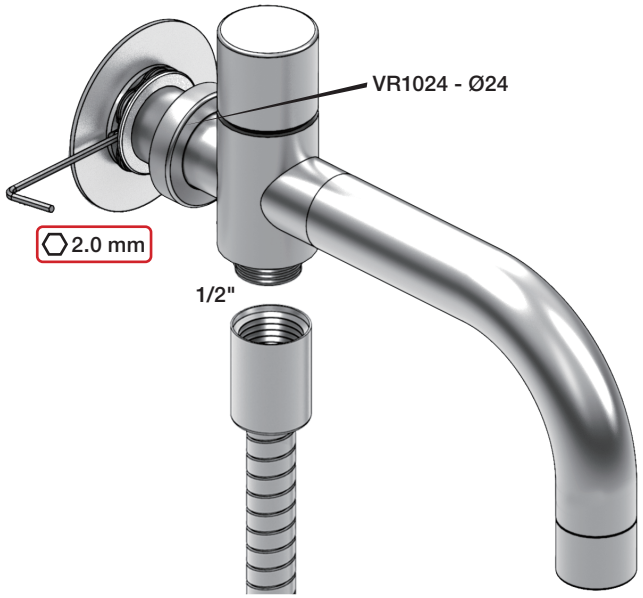

Extension
Verlängerung

Forlængerdele
Förlängning

Verlengstukken
Modification

T Min. 3 mm
Max. 65 mm

Y Min. 48 mm
Max. 110 mm

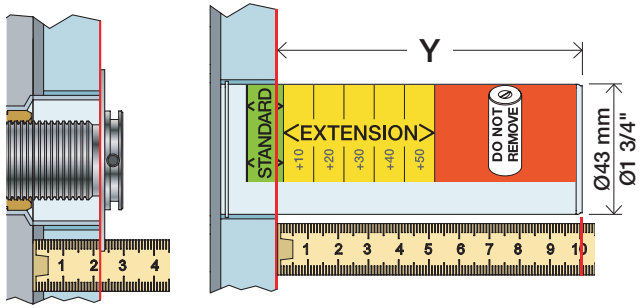

T	Y	VR2019 (Ø19) VR2119 (Ø24)
3 - 15 mm	110 - 98 mm	Std.
15 - 25 mm	98 - 88 mm	+10
25 - 35 mm	88 - 78 mm	+20
35 - 45 mm	78 - 68 mm	+30
45 - 55 mm	68 - 58 mm	+40
55 - 65 mm	58 - 48 mm	+50

VR2019+/VR2219+

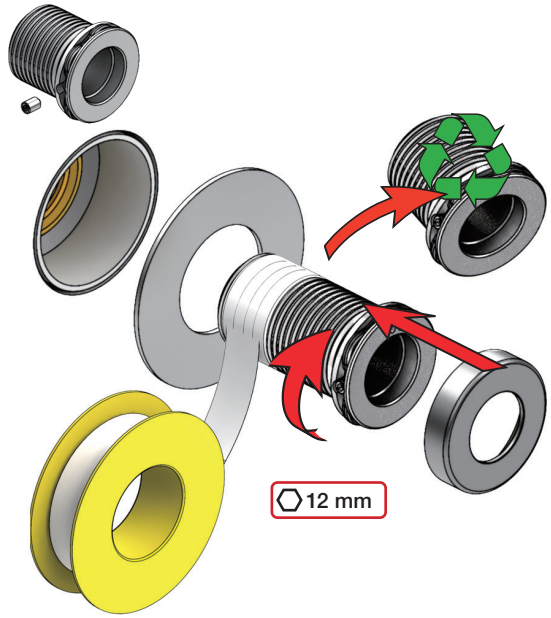

VOLA 200M

Fitting instruction
Montageanleitung
Monteringsvejledning
Monteringsvägledning
Montage hanleiding
Manuel de montage

GODKENDT TIL DRIKKEVAND

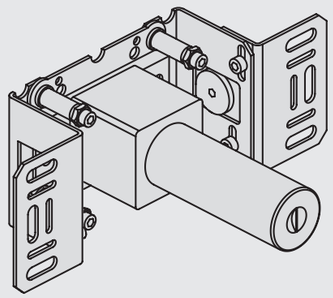

www.vola.com

vola

200M_V4_40998506
25-11-2022

5 705230 288055

Max.: 10 Bar/145 psi
Max. 65°C, 150°F

Check the local legislation.
Bitte die örtlichen Vorschriften überprüfen.
Tjek de lokale regler.
Kontrollera lokala föreskrifter
Nazitten lokale regelgeving.
Vérifiez la législation locale.

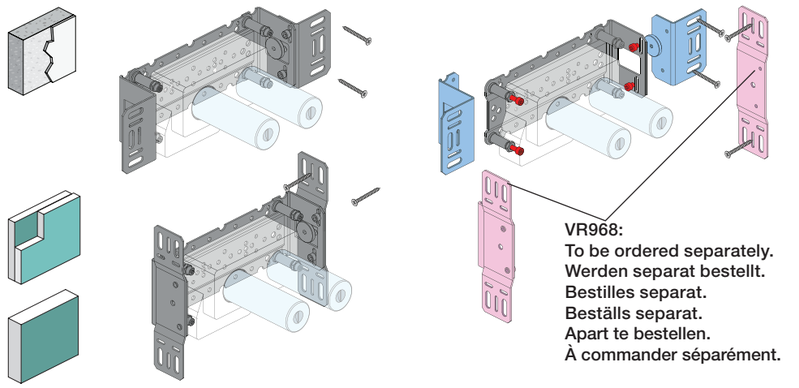

VR968:
To be ordered separately.
Werden separat bestellt.
Bestilles separat.
Beställs separat.
Apart te bestellen.
À commander séparément.

DE:
Bitte separat beiliegende Anleitung für die Schallentkopplung VR972 beachten

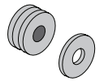

Box till inbyggnadsblandare.
Boks til indbygningsblander.
Laatikko seinäasenteiselle sekoittajalle.

Ingår inte i leveransen, köps separat.
Ikke inkludert, kjøpes separat.
Eivät sisälly tilaukseen, ostettava erikseen.

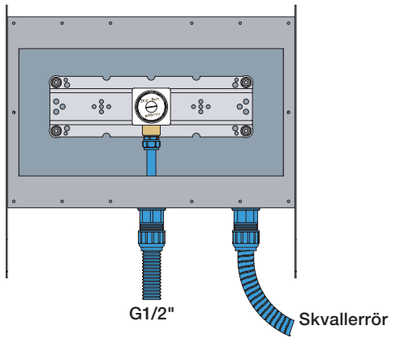

Installation example
Installationsbeispiel
Installationseksempel
Installationsexemplar
Installatie voorbeeld
l'installation des exemple

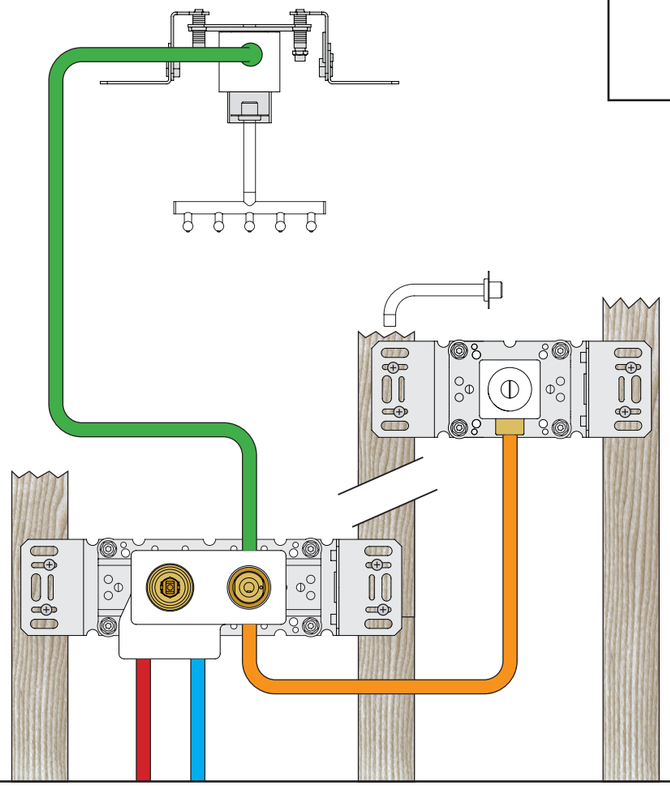

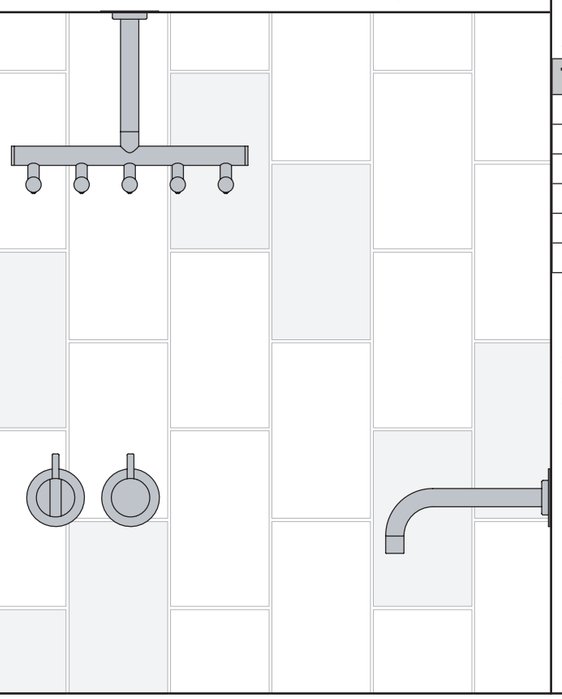

200M & VR968:

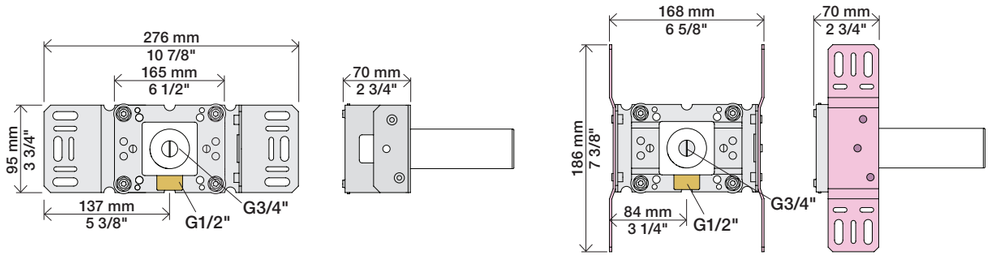

Extension
Verlängerung
Forlængerdele
Förlängning
Verlengstukken
Modification



VR2019: 010, 020, 030, 040
VR2021: 050
VR2020: 080W
VR2119: 010C, 020C, 040D
050K, 070/R/S/W, 080/K/D/DK
VR2219: 050A, 060A
VR648: 060, 080ST

* +10 - STANDARD SVERIGE

VR2019, VR2119
VR2020, VR2219
VR2021

VR648

T Min. 3 mm
Max. 65 mm

Y Min. 48 mm
Max. 110 mm

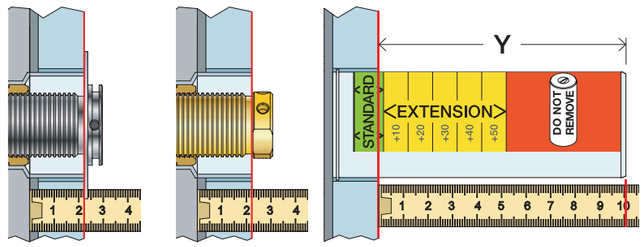

T: VR2019/2020/2021/2119/2219	T: VR648	Y	
3 - 15 mm	3 - 19 mm	110 - 98 mm	Std.
15 - 25 mm	17 - 28 mm	98 - 88 mm	+10
25 - 35 mm	27 - 38 mm	88 - 78 mm	+20
35 - 45 mm	37 - 48 mm	78 - 68 mm	+30
45 - 55 mm	47 - 58 mm	68 - 58 mm	+40
55 - 65 mm	57 - 68 mm	58 - 48 mm	+50

VR2019:
VR2020: VR2119:
VR2021: VR2219:

VR648:

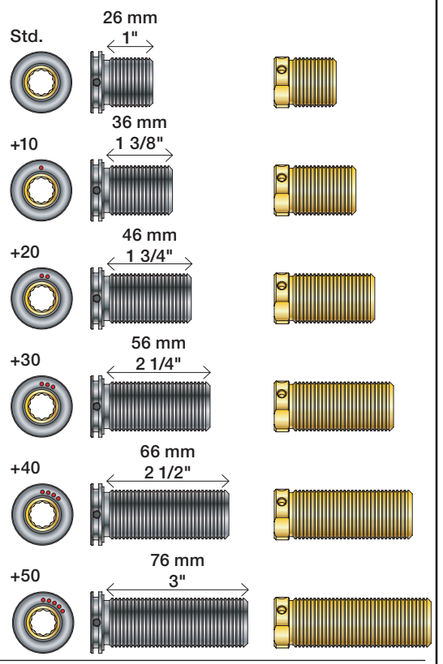

Fitting of extension
Montage von verlängerung
Montering af forlængerdele
Montering av förlängning
Montage van de verlengstukken
Montage des rallonges

VR2019+, VR2119+
VR2020+, VR2219+
VR2021+

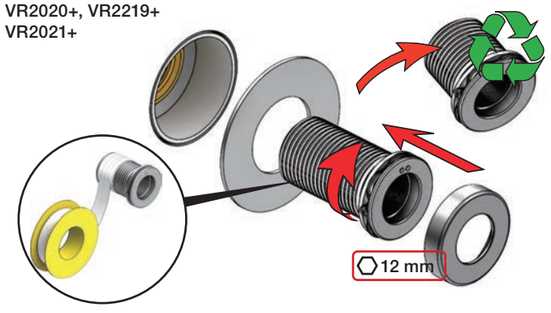

VR648+

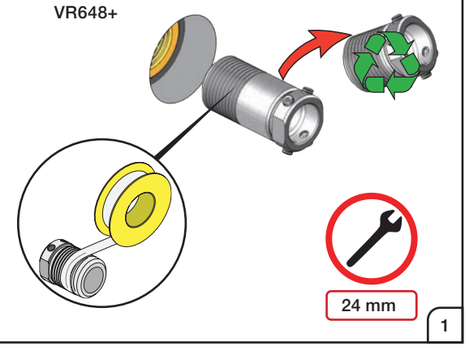

VOLA A/S • Lunavej 2 • DK-8700 Horsens • Tel. +45 7023 5500 • Fax +45 7023 5511 • sales@vola.dk • www.vola.com

vola

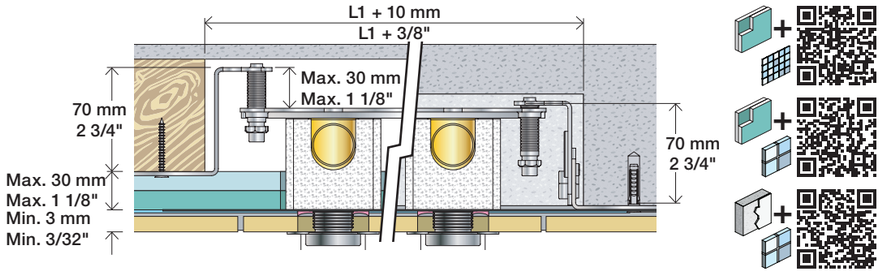

2x13 mm

Lightweight wall
Leichtwand
Let væg

Lätta konstruktion
Holle wandconstructie
Construction légère

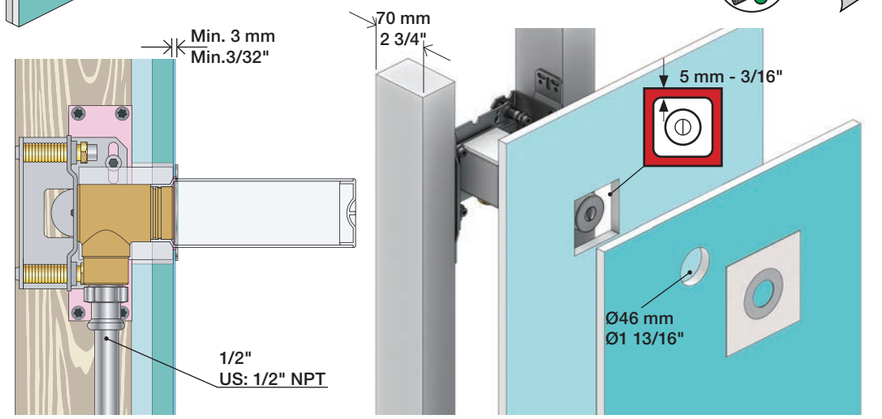

1x15 mm
1x18 mm
1x20 mm

Lightweight wall
Leichtwand
Let væg

Lätta konstruktion
Holle wandconstructie
Construction légère

2x13 mm

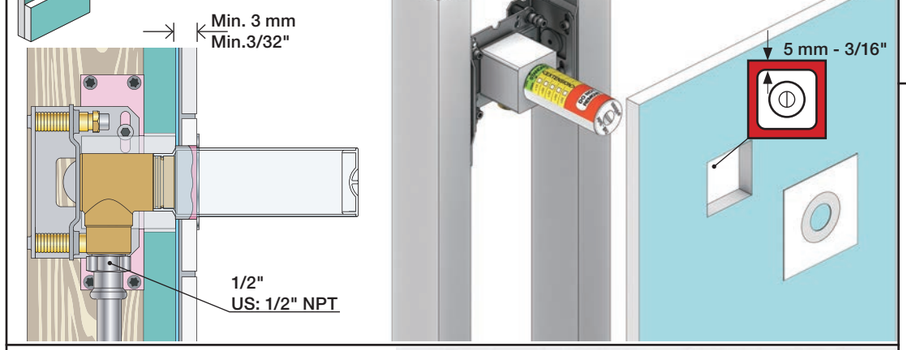

Masonry
Mauerwerk
Murværk

Murverk
Massieve wand
Mur Plein

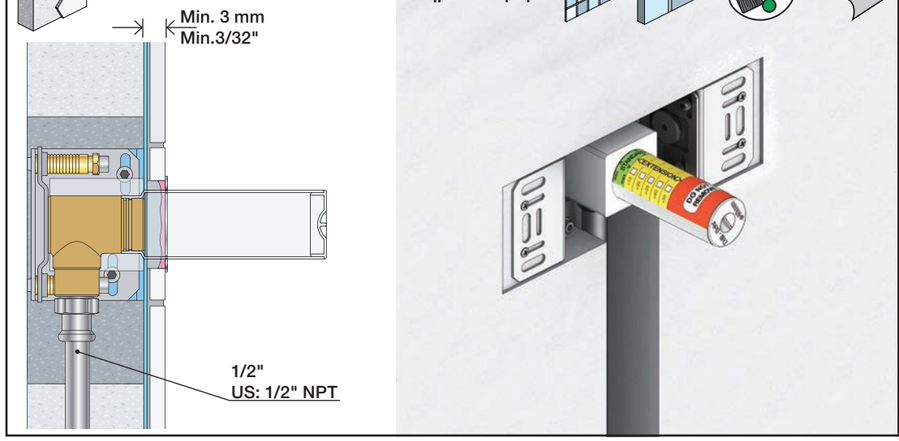

1

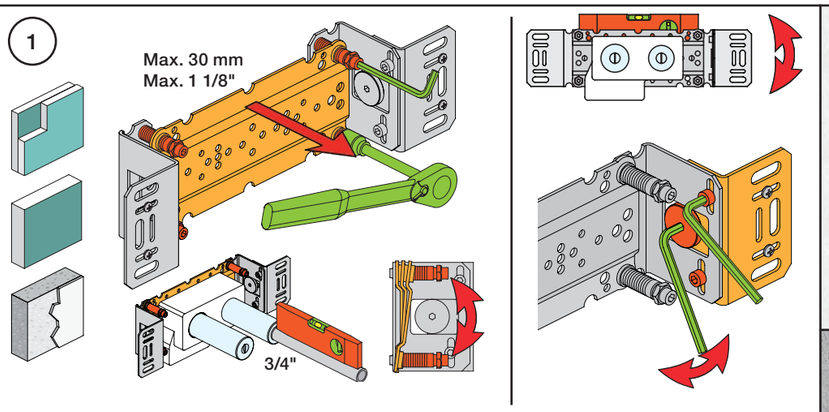

2

Test Pressure
Prüfdruck
testtryk
Test tryck
Test druk
test de pression

Check the local legislation.
Bitte die örtlichen Vorschriften überprüfen.
Tjek de lokale regler.
Kontrollera lokala föreskrifter.
Nazitten lokale regelgeving.
Vérifiez la législation locale.

! Water - Wasser - Vand - Vatten - Water - L´eau

! MAX 1 Minute - Minut - Minuut !

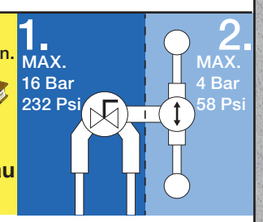

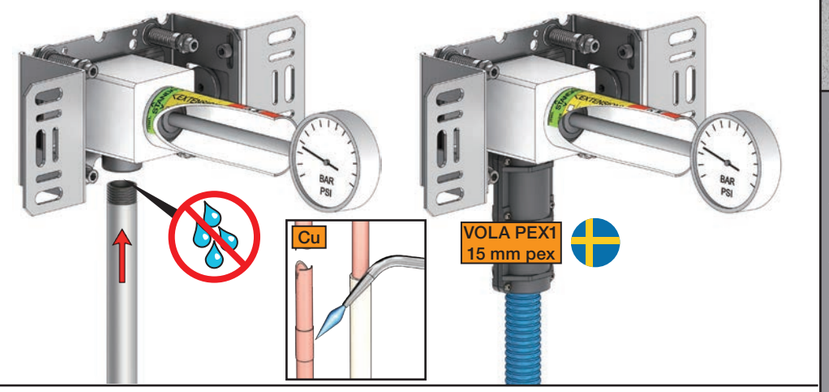

3

Flush installation
Installation Spülen
Skyl installation
Skölj installation
Kraan doorspoelen
Rincer l'installation

VR969



4G

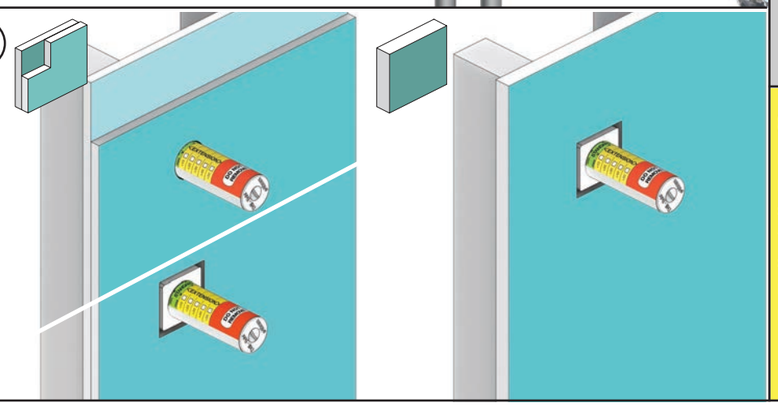

4M

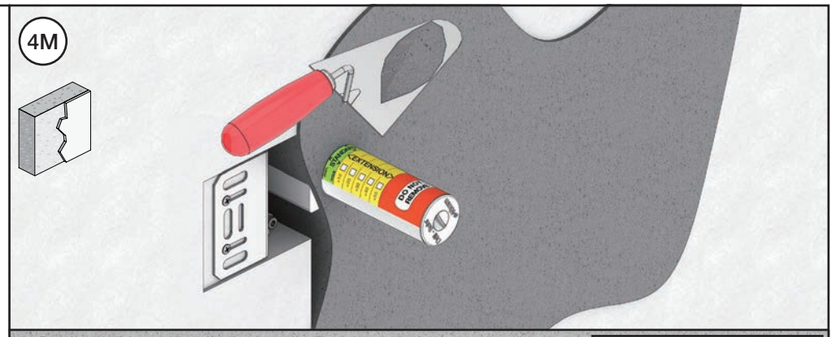

5

Without membrane
Ohne Membran
Uden membran

Zonder membran
Sans Membrane imperable
Uten membran

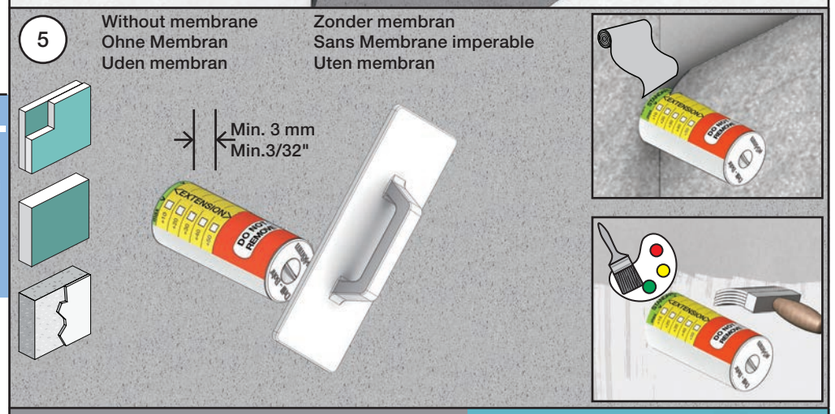

6

Waterproof membrane
Wasserdichte Membran
Vandtæt membran

Vattentät membran
Waterdicht membran
Membrane imperable

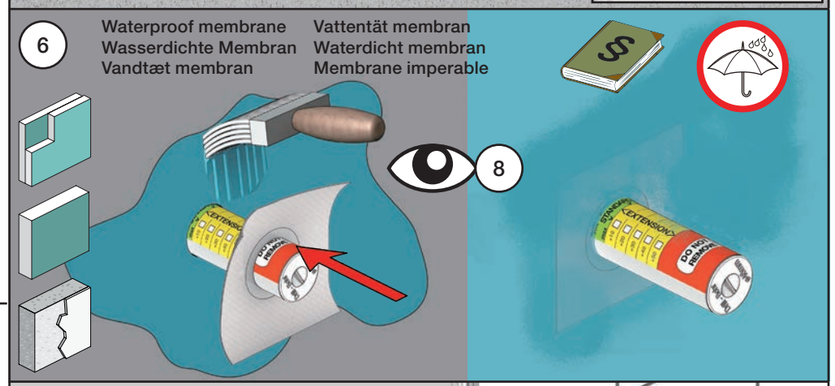

7

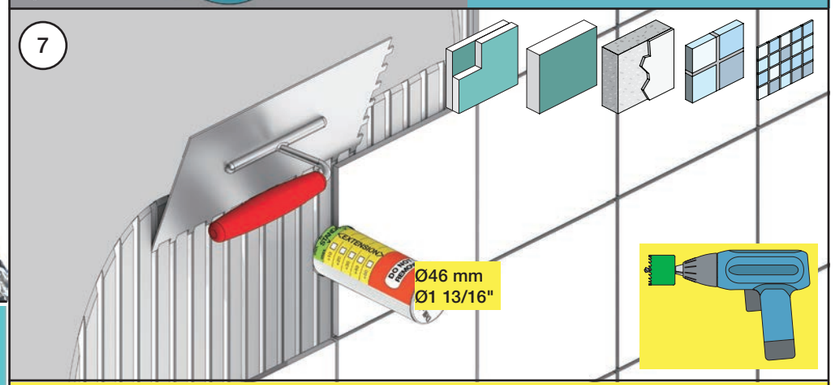

8

Do not cut the membrane
Die Membran nicht schneiden
Skær ikke membranen
*** Skär inte membranet**
Snij het membraan niet door
Ne coupez pas la membrane
No cortar la membrana

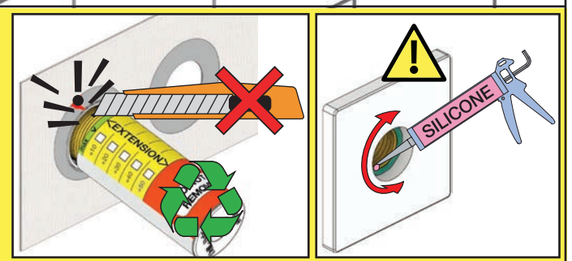

VOLA 500, 590, 500T1
VOLA 2500
VOLA SC1, SC3, SC5, SC7, SC9, SC10, SC12

Fitting instruction
Montageanleitung
Monteringsvejledning
Monteringsvägledning
Montage hanleiding
Manuel de montage

GODKENDT
TIL DRIKKEVAND

04/00027
04/00038

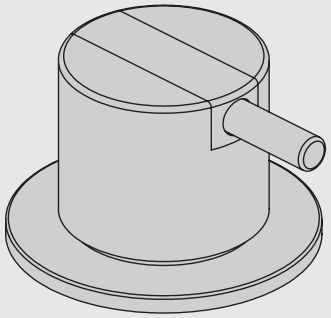

www.vola.com

vola

500 - 2500_V0_40998137
02-10-2023

5 705230 492964

Data, 3 Bar /43.5 Psi:

	l/min.	Gal/min.
500:	14,5	3.8
590:	9,0	2.4
500-T1:	11,0	2.9
2500:	18,7	4.9
SC1:	18,7	4.9
SC5, 7:	18,0	4.8
SC9:	11,0	2.9

Max. 65°C, 150°F

500/2500:

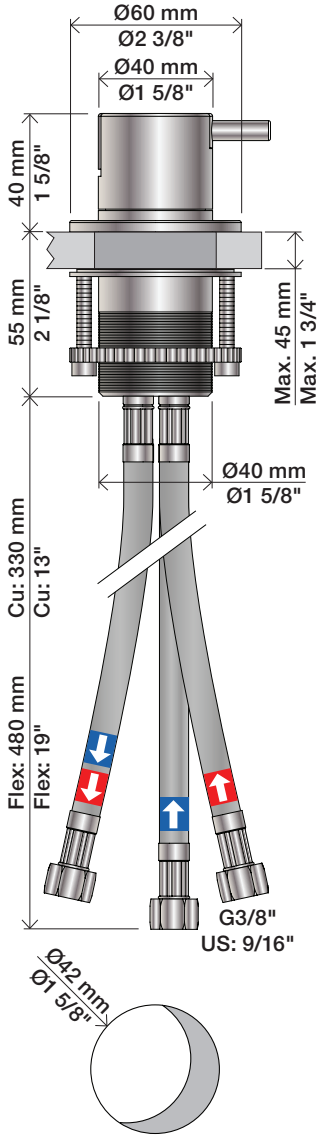

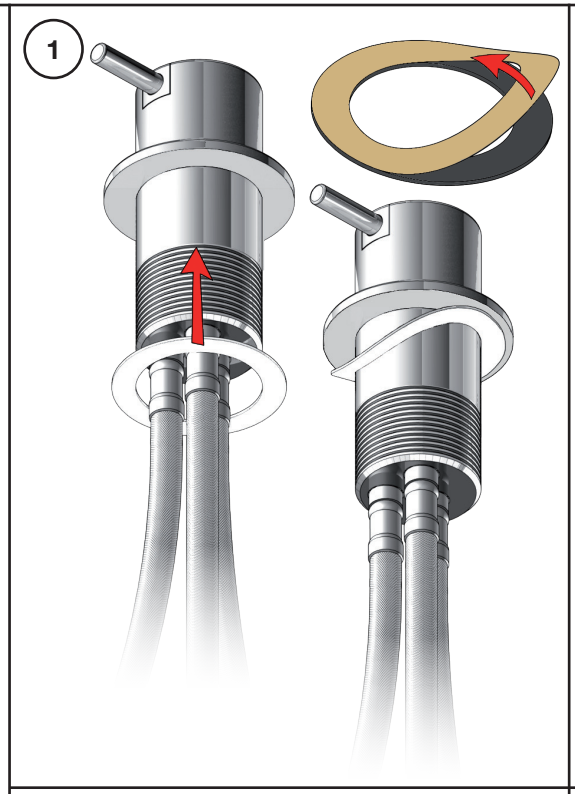

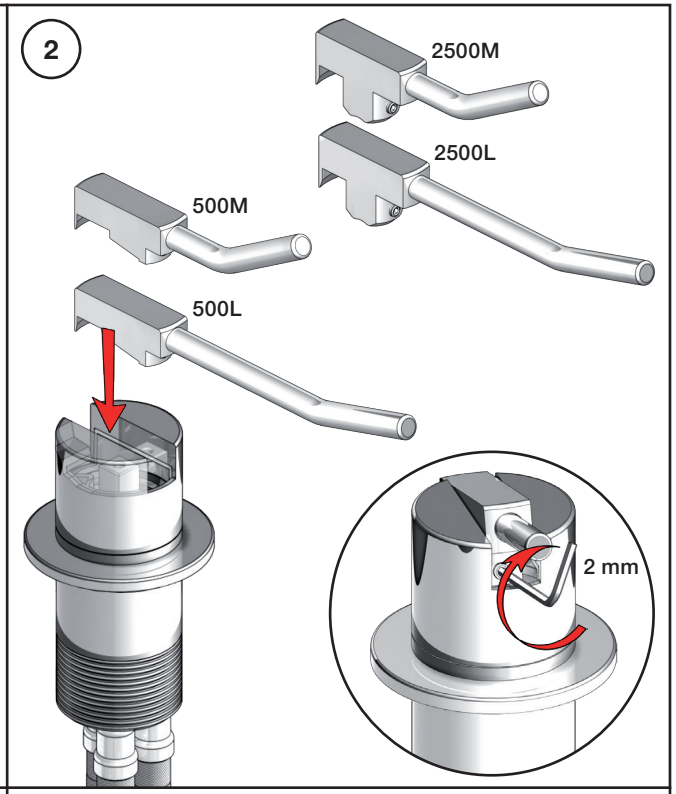

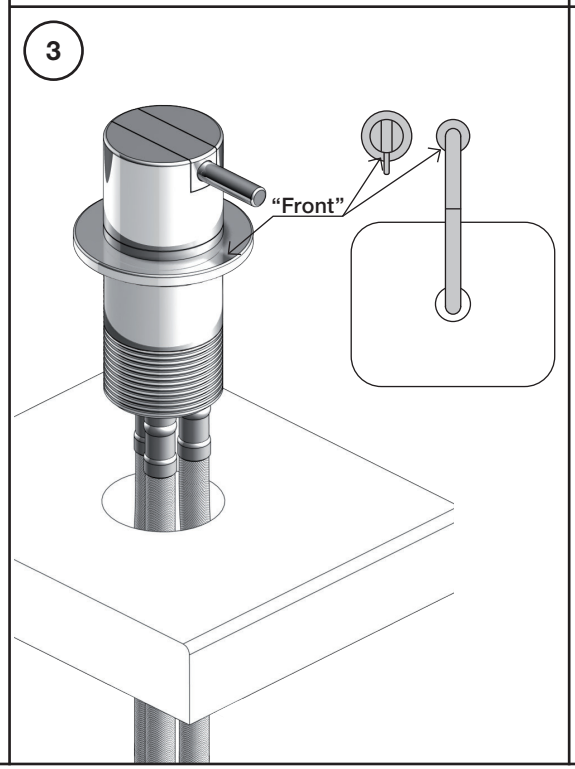

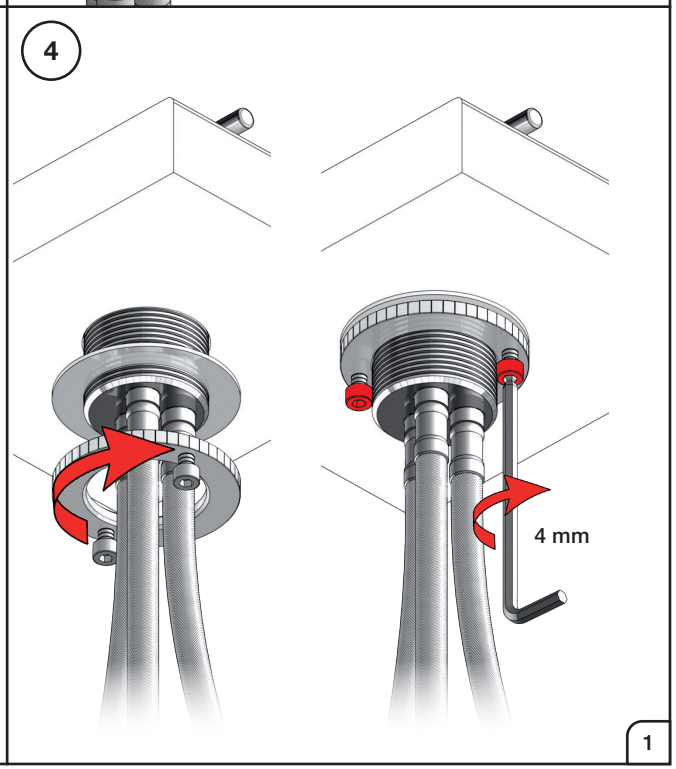

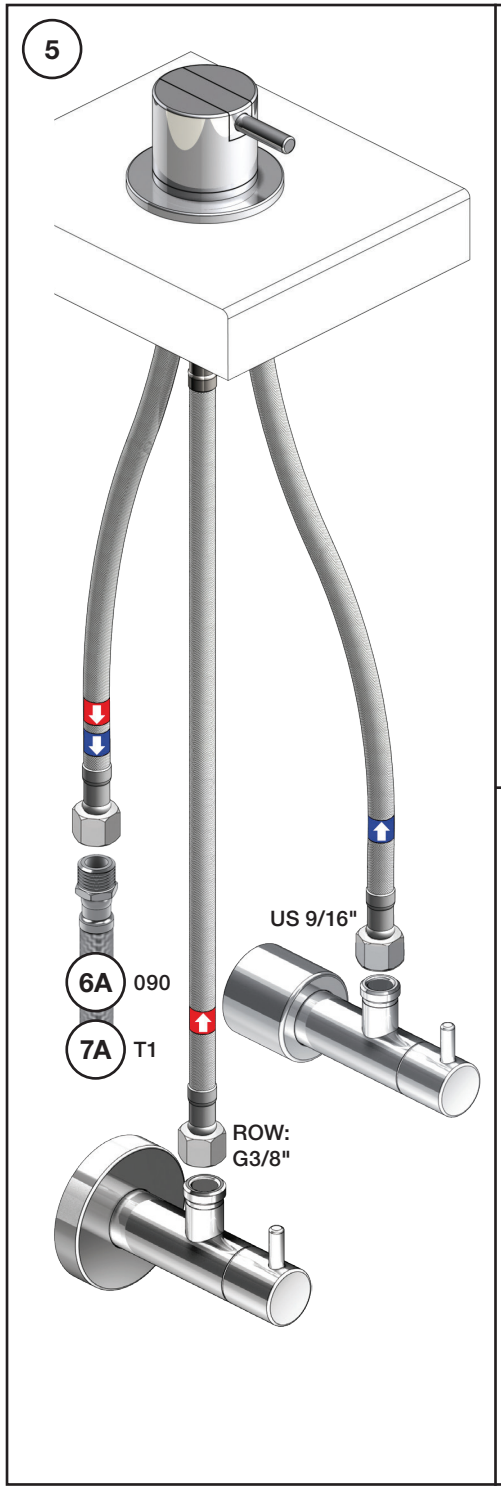

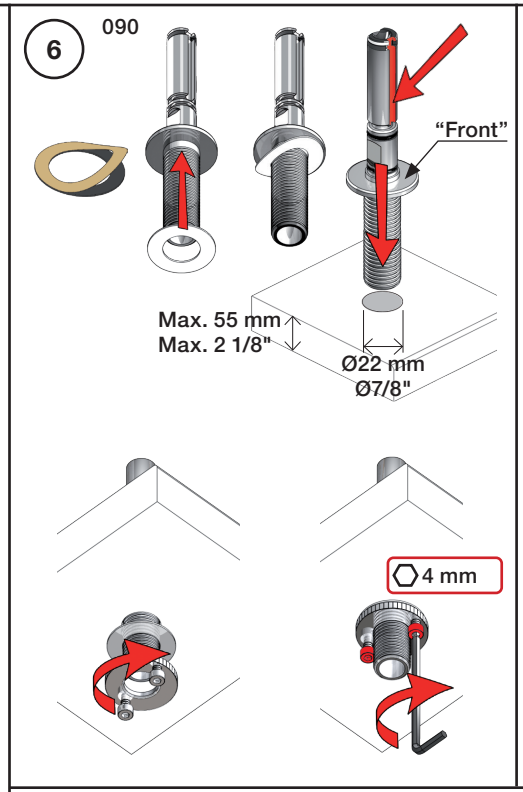

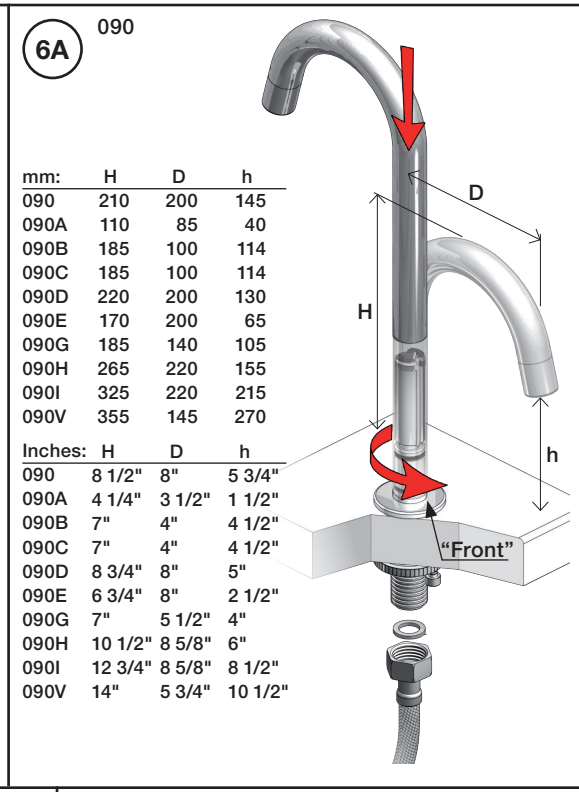

mm:	H	D	h
090	210	200	145
090A	110	85	40
090B	185	100	114
090C	185	100	114
090D	220	200	130
090E	170	200	65
090G	185	140	105
090H	265	220	155
090I	325	220	215
090V	355	145	270

Inches:	H	D	h
090	8 1/2"	8"	5 3/4"
090A	4 1/4"	3 1/2"	1 1/2"
090B	7"	4"	4 1/2"
090C	7"	4"	4 1/2"
090D	8 3/4"	8"	5"
090E	6 3/4"	8"	2 1/2"
090G	7"	5 1/2"	4"
090H	10 1/2"	8 5/8"	6"
090I	12 3/4"	8 5/8"	8 1/2"
090V	14"	5 3/4"	10 1/2"

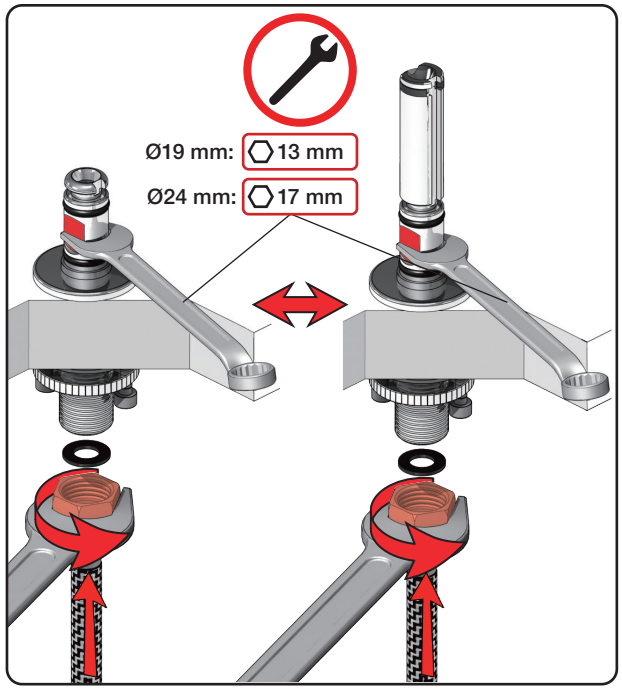

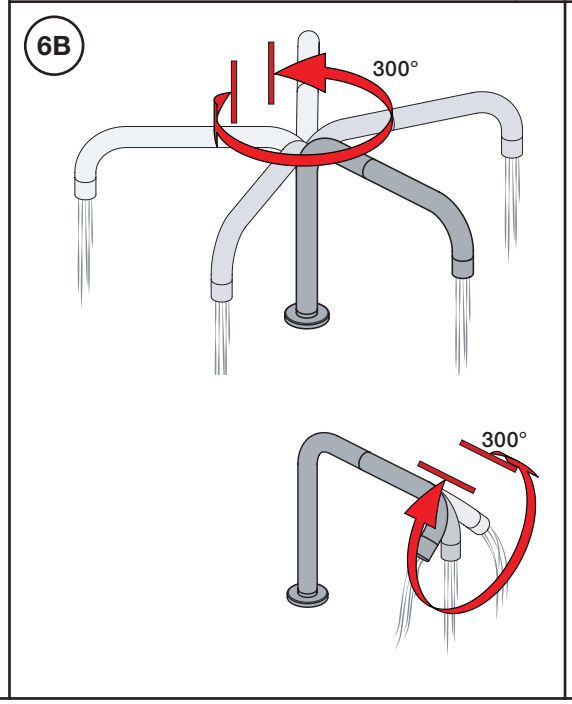

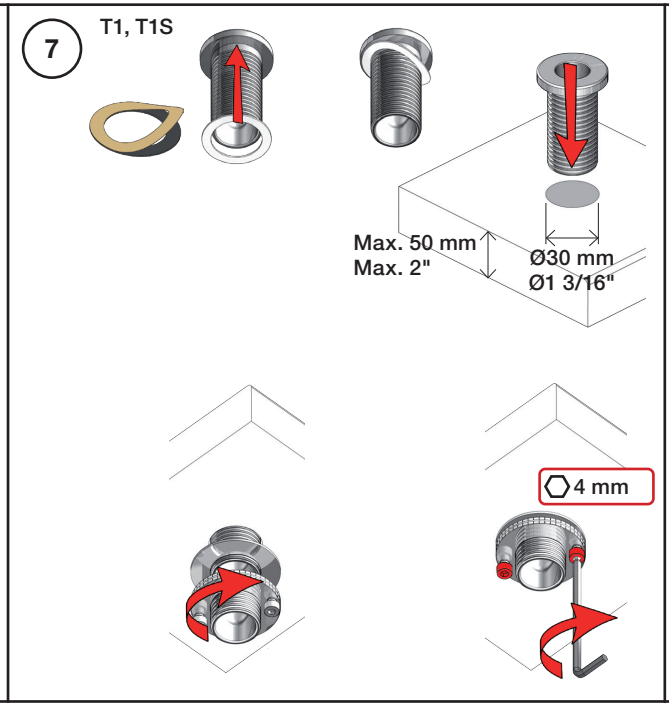

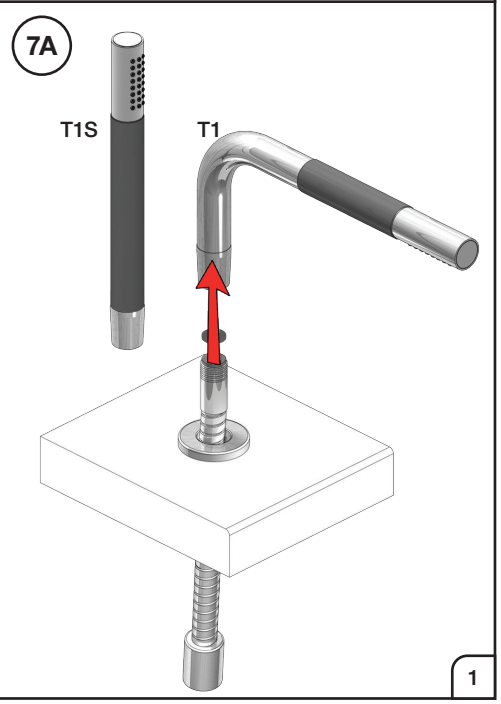

VOLA A/S • Lunavej 2 • DK-8700 Horsens • Tel. +45 7023 5500 • Fax +45 7023 5511 • sales@vola.dk • www.vola.com

500:

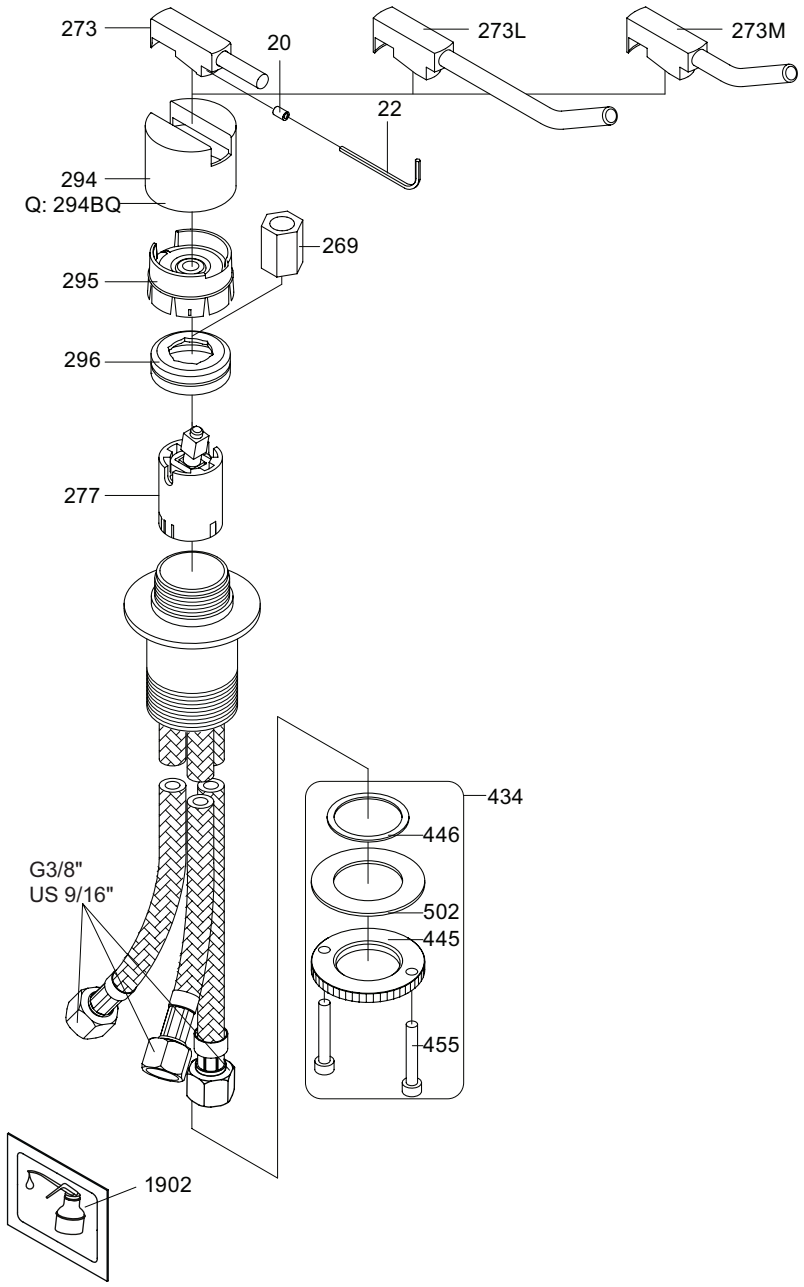

500: Ø10
500US: Ø3/8"

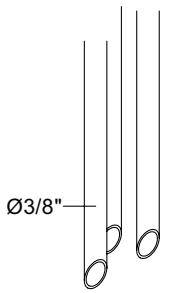

VR277K:	VR22, VR269, VR277
VR297:	VR20, VR22, VR269, VR273, VR277, VR294, VR295, VR296
VR434:	2xVR444, VR445, 2xVR455, VR502
NR.10:	VR20, VR22, VR273, VR294, VR295

vola
Lunavej 2
DK-8700 Horsens
Tlf : + 45 7023 5500
sales@vola.com
www.vola.com

VOLA 500/M/L

Date
Jan. 23

Rev.
4

Sheet
SB 4.1

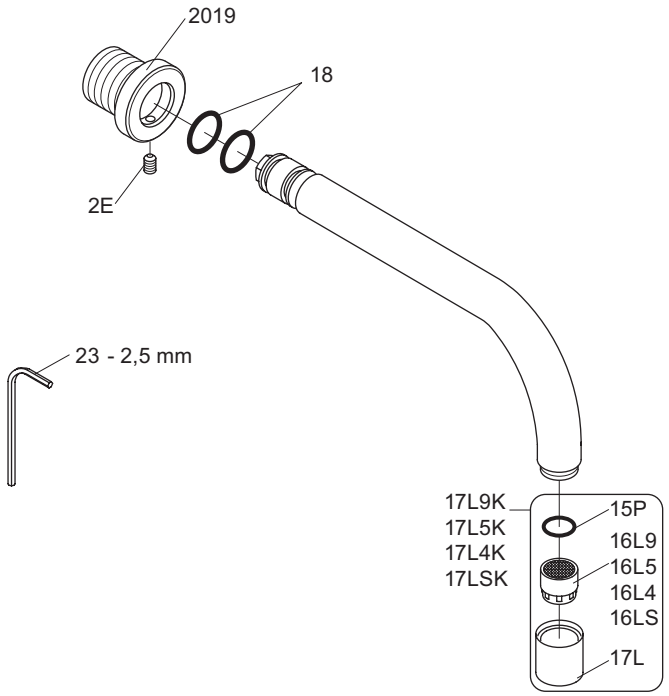

VR17L9K:	VR15P, VR16L9, VR17L
VR17L5K:	VR15P, VR16L5, VR17L
VR17L4K:	VR15P, VR16L4, VR17L (US Standard)
VR17LSK:	VR15P, VR16LS, VR17L

vola
Lunavej 2
DK-8700 Horsens
Tlf : + 45 7023 5500
Fax: + 45 7023 5511
sales@vola.com
www.vola.com

VOLA 010 / 020

Date
Oct. 16

Rev.
3

Sheet
SB11

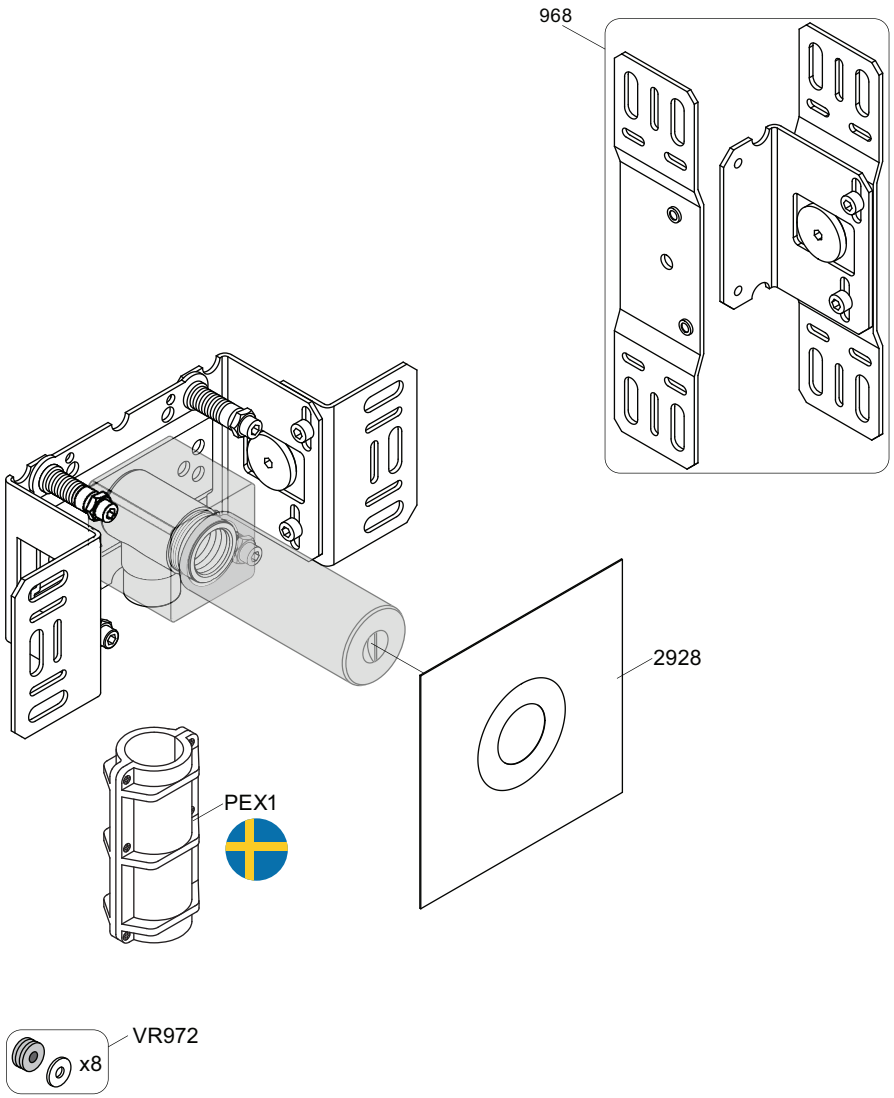

vola
Lunavej 2
DK-8700 Horsens
Tlf : + 45 7023 5500
sales@vola.com
www.vola.com

VOLA 200M

Date	May. 22
Rev.	3
Sheet	SB 2.3

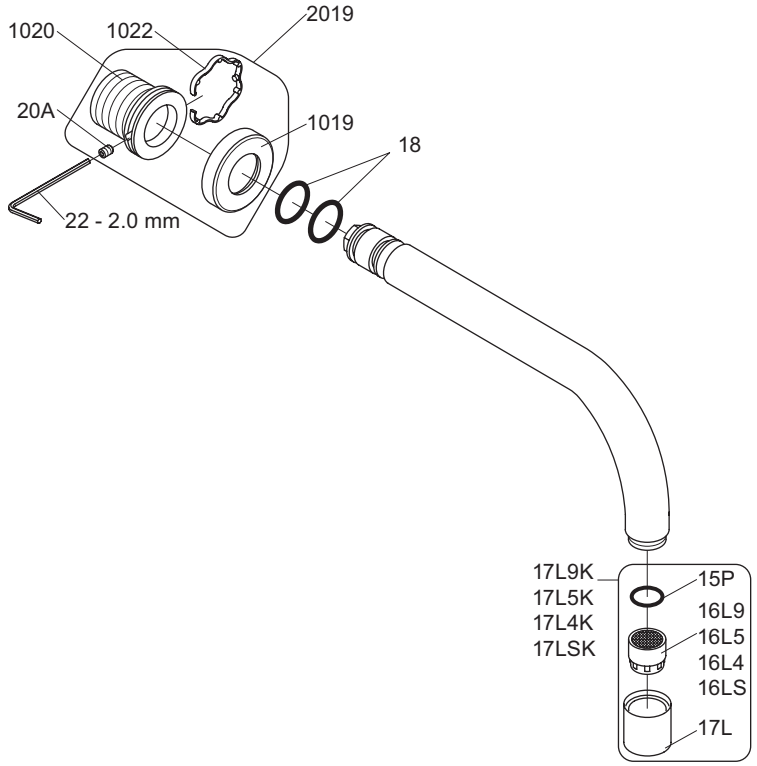

VR17L9K:	VR15P, VR16L9, VR17L
VR17L5K:	VR15P, VR16L5, VR17L
VR17L4K:	VR15P, VR16L4, VR17L (US Standard)
VR17LSK:	VR15P, VR16LS, VR17L
VR1020K:	VR20A, VR22, VR1020, VR1022
VR2019:	VR20A, VR22, VR1019, VR1020, VR1022

vola
Lunavej 2
DK-8700 Horsens
Tlf : + 45 7023 5500
sales@vola.com
www.vola.com

VOLA 010 / 020

Date
Apr. 21

Rev.
3

Sheet
SB11

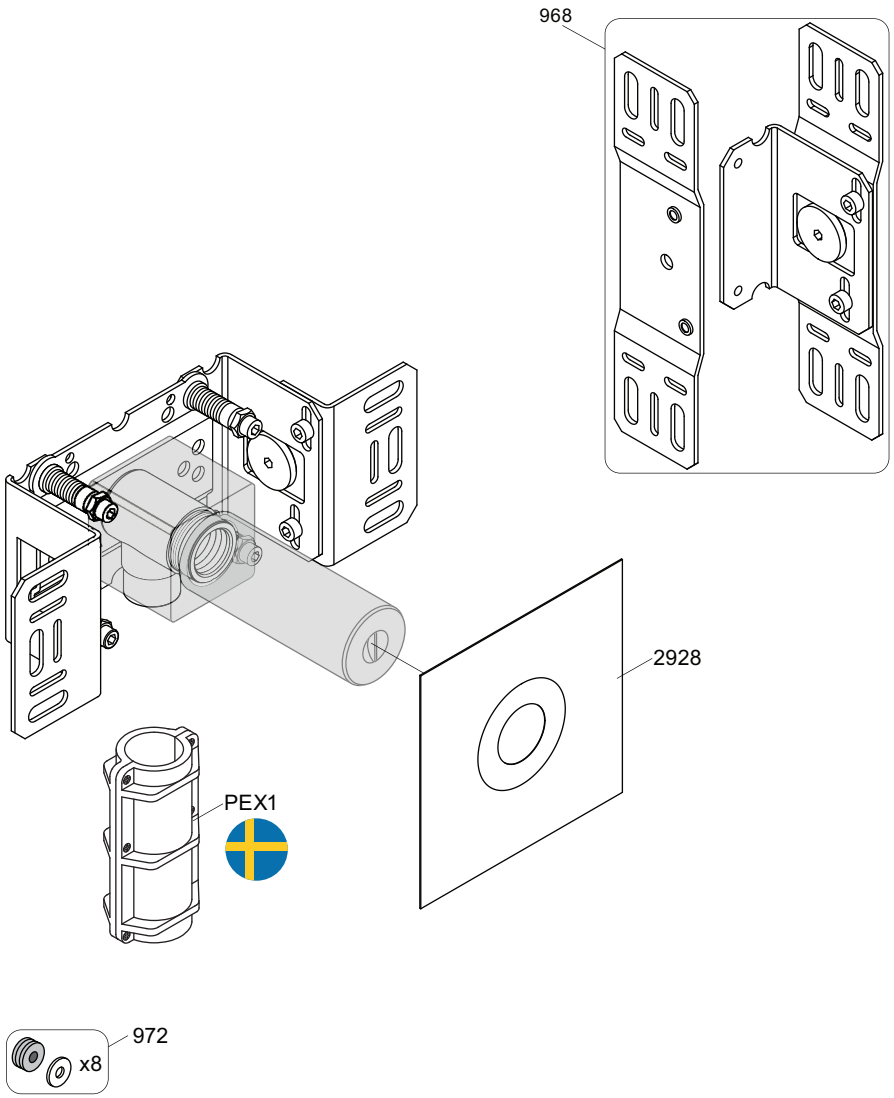

vola
Lunavej 2
DK-8700 Horsens
Tlf : + 45 7023 5500
sales@vola.com
www.vola.com

VOLA 200M

Date	May. 22
Rev.	3
Sheet	SB 2.3

500:

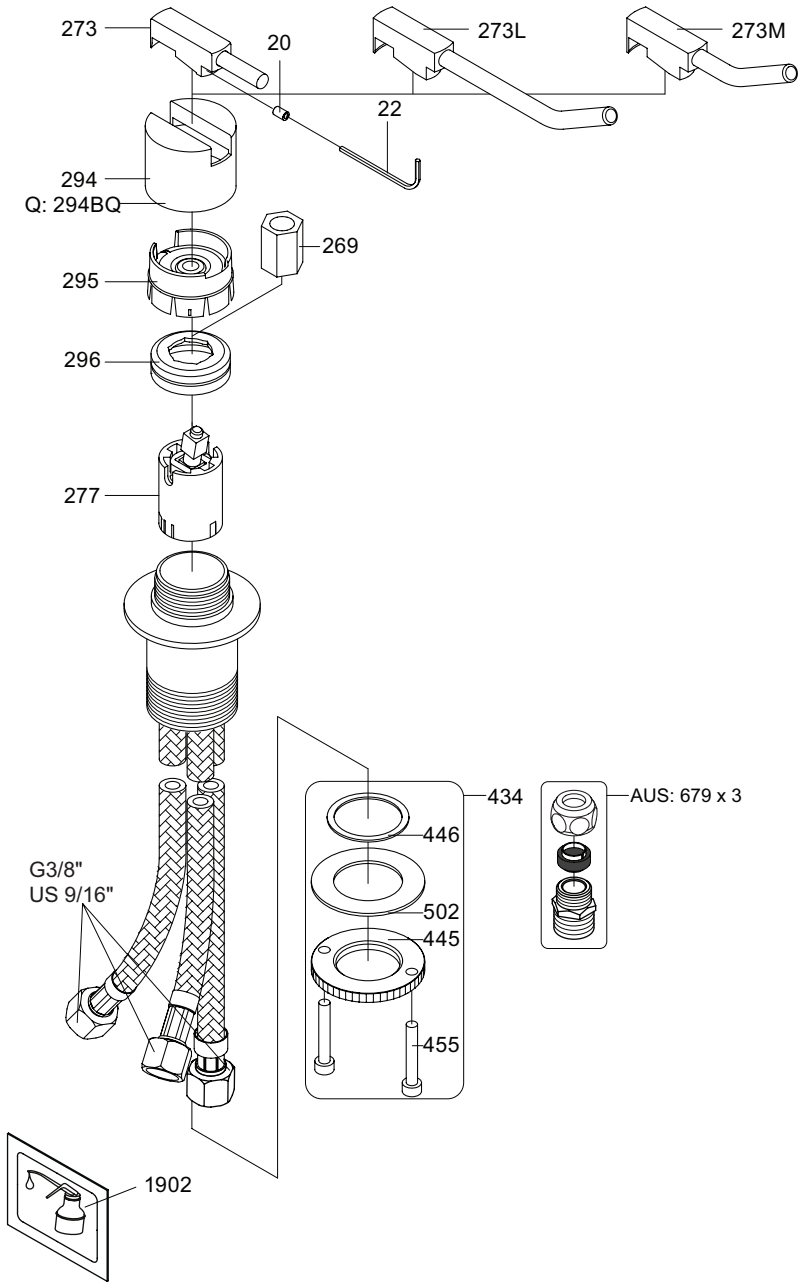

500: Ø10
500US: Ø3/8"

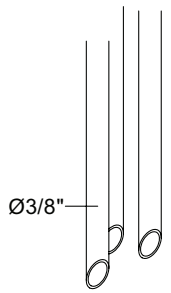

VR277K:	VR22, VR269, VR277
VR297:	VR20, VR22, VR269, VR273, VR277, VR294, VR295, VR296
VR434:	2xVR444, VR445, 2xVR455, VR502
NR.10:	VR20, VR22, VR273, VR294, VR295

vola
Lunavej 2
DK-8700 Horsens
Tlf : + 45 7023 5500
sales@vola.com
www.vola.com

VOLA 500/M/L

Date
Jan. 23

Rev.
4

Sheet
SB 4.1